

人口問題研究所
研究資料第133号
昭和34年10月1日

The Inst. of Pop. Prob.
Research Series, No. 133
Oct. 1, 1959

貸
出
用

第12回簡速静止人口表 (生命表)

(昭和33年4月1日—34年3月31日)

付 第4回, 第6回—第9回完全生命表
第1回—第12回人口問題研究所簡速
静止人口表比較

THE 12 TH ABRIDGED LIFE TABLES

(April 1, 1958—March 31, 1959)

WITH THE MAJOR PREVIOUS
LIFE TABLE VALUES (4TH AND
6TH—9TH COMPLETE AND 1ST—
12TH ABRIDGED LIFE TABLES)



厚 生 省
人 口 問 題 研 究 所

THE INSTITUTE OF POPULATION PROBLEMS
MINISTRY OF HEALTH AND WELFARE
JAPAN

第 12 回簡速靜止人口表 (生命表)

(昭和 33 年 4 月 1 日—34 年 3 月 31 日)

付 第 4 回, 第 6 回—第 9 回完全生命表
第 1 回—第 12 回人口問題研究所簡速
靜止人口表比較

THE 12 TH ABRIDGED LIFE TABLES

(April 1, 1958—March 31, 1959)

WITH THE MAJOR PREVIOUS
LIFE TABLE VALUES (4TH AND
6TH—9TH COMPLETE AND 1ST—
12TH ABRIDGED LIFE TABLES)

厚 生 省
人 口 問 題 研 究 所

THE INSTITUTE OF POPULATION PROBLEMS
MINISTRY OF HEALTH AND WELFARE
JAPAN

は し が き

急速に変転しつつあるわが国人口再生産力の動向あるいは総人口の大きさ、基本構造などの変化は、単に人口学的研究の重要課題であるばかりでなく、現在から将来にかけて人口の変化にともなう諸問題を考究する上からも、精密な考察を不斷に推進すべき課題である。このような意識にかんがみて、本研究所においてもその基礎資料の一つとして昭和22年以後、各年簡速静止人口表を作成してきている。

この第12回簡速静止人口表も前回（第11回）の静止人口表に引きつづき、昭和33年4月1日から昭和34年3月31日までの死亡に基づいて、根本的には前回までと同様の方法によって作成したものである。

今回は、静止人口表利用者の便を考慮して、既往の人口問題研究所の第1回—第11回簡速静止人口表および内閣統計局並びに厚生省大臣官房統計調査部の第4回、第6回—第9回完全生命表の主要な関数をも転録し、本印刷したものである。

なお、今回の静止人口表の作成は、厚生技官上田正夫、厚生技官浜 英彦、厚生技官河野勲果並びに厚生技官山口喜一がこれに當つた。

1959年10月1日

厚生省人口問題研究所長

館

稔

FOREWORD

Japan has emerged as a country rapidly accomplishing a demographic transition. The drastic changes in fertility and mortality have brought about manifold effects upon the population size and composition and further upon the labor force, national economy and social life in Japan. There may be no other time than the present when systematic studies are most seriously needed for this turning phase of population dynamics toward the appropriate programming of our economy and social welfare.

As one of its major functions, the Institute of Population Problems, Ministry of Health and Welfare has long been carrying the tasks of providing basic informations concerning the changing shape of the demographic components of Japan. The construction of abridged life table is one of these assignments to supply with the up-to-date values of mortality probabilities the use of which many research situations call for. Abridged life tables were first produced by the Institute in 1947 and since then they have been published every year.

The present 12th Abridged Life Tables are constructed on the mortality statistics for April 1, 1958--March 31, 1959 by essentially the same methodology as in the previous ones. To facilitate the convenience for the people who use these, included herein are the values for the major functions of the abridged life tables previously issued by the Institute and those of the complete life tables prepared by the Cabinet Bureau of Statistics in the prewar periods and by the Division of Health and Welfare Statistics, Secretariat of Minister of Health and Welfare after World War II.

The present tables were prepared under the supervision of Masao Ueda, Chief of the Planning Section, and Hidehiko Hama, a staff member of the Planning Section. Shigemi Kono and Kiichi Yamaguchi of the Planning Section staff also participated in the development of the statistical materials and editorial work.

October 1, 1959

Minoru Tachi, Director
Institute of Population Problems
Ministry of Health and Welfare

目 次

は し が き

第12回簡速静止人口表

	頁
作成方法の概要	1
第1表 第12回簡速静止人口表	3
第2表 補間推計による男女、年齢各歳別の結果	4
第3表 男女別 \bar{L}_m (生年別生存率) および \bar{q}_m (生年別死亡率)	8
第4表 推計基礎人口、推定死亡数および経過	10
第1図 男女別 q_m (x 歳の死亡率) 曲線	11
第2図 男女別 l_m (x 歳の生存数) 曲線	11
第3図 男女別 d_m (x 歳の死亡数) 曲線	12
第4図 男女別 $\overset{\circ}{e}_m$ (x 歳の完全平均余命) 曲線	12
付 録 各回生命表の比較	
第1表 男女別 L_m (x 歳の生存年数) の比較	16
第2表 男女別 T_m (x 歳以後の生存延年数) の比較	24
第3表 男女別 l_m (x 歳の生存数) の比較	32
第4表 男女別 q_m (x 歳の死亡率) の比較	40
第5表 男女別 $\overset{\circ}{e}_m$ (x 歳の完全平均余命) の比較	48
第6表 男女別 $\overset{\circ}{e}_m$ および $1/\overset{\circ}{e}_m$ の比較	56
第1図 男女別 q_m (x 歳の死亡率) 曲線の年次比較	56
第2図 男女別 l_m (x 歳の生存数) 曲線の年次比較	57
第3図 男女別 d_m (x 歳の死亡数) 曲線の年次比較	57
第4図 男女別 $\overset{\circ}{e}_m$ (x 歳の完全平均余命) 曲線の年次比較	57

CONTENTS

Foreword	
The 12th Abridged Life Tables: April 1, 1958—March 31, 1959	Page
Methodological Note	2
Table 1. The 12th Abridged Life Tables	3
Table 2. Interpolated Life Table Values by Single Years	4
Table 3. Life Table Survival Ratios \tilde{p}_w and Their Obverse \tilde{q}_w	8
Table 4. Estimates of the Base Population and Deaths, by Age and Sex for Construction of the 12th Abridged Life Tables	10
Chart 1. Life Table Mortality Rates	11
Chart 2. Life Table Survivors.....	11
Chart 3. Life Table Deaths	12
Chart 4. Expectation of Life	12
Comparison with the Previous Life Tables	
Appendix Table 1. Comparison of the Interpolated L_w , by Single Years in the 12th Abridged Life Tables with Those in the Previous Life Tables	16
Appendix Table 2. Comparison of the Interpolated T_w , by Single Years in the 12th Abridged Life Tables with Those in the Previous Life Tables.....	24
Appendix Table 3. Comparison of the Interpolated l_w , by Single Years in the 12th Abridged Life Tables with Those in the Previous Life Tables.....	32
Appendix Table 4. Comparison of the Interpolated q_w , by Single Years in the 12th Abridged Life Tables with Those in the Previous Life Tables.....	40
Appendix Table 5. Comparison of the Interpolated e_w^0 , by Single Years in the 12th Abridged Life Tables with Those in the Previous Life Tables	48
Appendix Table 6. e_0^0 and $1/e_0^0$ in the 12th Abridged Life Tables and in the Previous Life Tables	56
Appendix Chart 1. Life Table Mortality Rates in the 12th Abridged Life Tables and in Three Selected Previous Life Tables	56
Appendix Chart 2. Life Table Survivors in the 12th Abridged Life Tables and in Three Selected Previous Life Tables	57
Appendix Chart 3. Life Table Deaths in the 12th Abridged Life Tables and in Three Selected Previous Life Tables	57
Appendix Chart 4. Expectation of Life in the 12th Abridged Life Tables and in Three Selected Previous Life Tables	57

第 12 回簡速静止人口表

作成方法の概要

この第 12 回簡速静止人口表の作成の基本的方法は前回までと同様であるが、その概要を示せば、次のとおりである。

(1) 昭和 33 年 10 月 1 日現在の男女、年齢各歳別日本人人口の推計

0—84 歳までの日本人人口については、昭和 30 年 10 月 1 日国勢調査の全数集計結果による男女別、年齢各歳別日本人人口を基準として総理府統計局が推計したものを用いた。

85 歳以上の各歳別人口については、昭和 30 年国勢調査の全数集計結果を基とし、前回までの静止人口表による \bar{p}_x を用いて延長推計し、上記、統計局の推計による 85 歳以上人口総数により補正して用いた。

(2) 死亡率の算定

前回と同様に、George King の Abridged Mortality Table の作成方法によつた。ただし、年齢 15 歳未満の若年齢と 50 歳以上の高年齢における死亡率については、次のように別途の方法によつている。

i) 15 歳未満 q_0 の第 1 近似値として前回の静止人口表の q_0 を採用して、ある種の近似値によつて算定する。

ii) 50 歳以上: $x=57, 62, \dots$ に対する q_x については、Gompertz-Makeham 曲線の適用が可能であると考えて、 $q_x = A + BC^x$ から計算する。

前回と同様、各歳ごとの数値を補間して算出しこれを掲げ、また、年齢別人口推計の便宜のため、満 x 歳人口が翌年満 $(x+1)$ 歳人口になる確率：生年別生存率 \bar{p}_x および生年別死亡率 q_x もあわせて掲げてある。

なお、この静止人口表に用いた記号の名称と定数については、8 頁を参照されたい。

- 1) 総理府統計局「昭和 30 年国勢調査報告第三巻全国編その一 男女の別・年齢・配偶関係・国籍・世帯・住居」昭和 34 年 8 月刊による。
- 2) 総理府統計局「昭和 33 年 10 月 1 日現在全国年齢別人口の推計（付昭和 31 年、32 年全国年齢別推計人口収計結果）」昭和 34 年 7 月刊による。

THE 12 TH ABRIDGED LIFE TABLES

METHODOLOGICAL NOTE

The method of constructing the 12th Abridged Life Tables is fundamentally the same as of the life tables issued previously by the Institute of Population Problems, Ministry of Health and Welfare. Its outline is briefly described below.

1. *The base population by sex and age for October 1, 1958.* The base population up to 85 years of age is adopted from the population estimates prepared by the Bureau of Statistics, Prime Minister's Office. Since these estimates do not indicate five-year age breakdowns of the population beyond 85, that part of the population by five-year group is estimated by the Institute of Population Problems by use of the survival ratios obtained from the life tables previously published.

2. *Life table mortality rate.* The methodology of constructing the present life table is mainly of George King's abridged mortality table. Some modifications are applied, however, to the ages under 15 and to the ages 50 years and over.

a) *Under 15.* The life table mortality rates (${}_nq_x$) for the ages under 15 are adjusted to the corresponding rates in the preceding life tables published by the Institute of Population Problems.

b) *50 years and over.* The life table mortality rates for the ages 50 years and over are modified by using the Gompertz-Makeham curve:

$$q_x = A + BC^x$$

As in the life tables previously published by the Institute, also shown in these life tables are the single-year values of each life table functions including survival ratios (${}_p$) and their obverse (q_x).

See p. 8 for the definitions and notations of life table functions used in the present abridged life tables.

第 1 表 第 12 回簡速静止人口表

TABLE 1. THE 12TH ABRIDGED LIFE TABLES

x	nL_x	T_x	l_x	$n'd_x$	$n'p_x$	$n'q_x$	e_x^o
男 Male							
0	97,104	6,498,414	100,000	3,657	0.96343	0.03657	64.98
1	96,082	6,401,310	96,943	428	0.99556	0.00444	66.44
2	95,757	6,305,228	95,915	316	0.99671	0.00329	65.74
3	95,475	6,209,471	95,599	249	0.99740	0.00260	64.95
4	95,247	6,113,996	95,350	206	0.99784	0.00216	64.12
5--9	474,087	6,018,749	95,144	554	0.99418	0.00582	63.26
10--14	472,195	5,544,662	94,590	311	0.99671	0.00329	58.62
15--19	470,081	5,072,467	94,279	588	0.99376	0.00624	53.80
20--24	466,227	4,602,386	93,691	939	0.98998	0.01002	49.12
25--29	460,953	4,136,159	92,752	1,138	0.98773	0.01227	44.59
30--34	455,107	3,675,206	91,614	1,200	0.98690	0.01310	40.12
35--39	448,675	3,220,099	90,414	1,411	0.98439	0.01561	35.62
40--44	440,531	2,771,424	89,003	1,901	0.97864	0.02136	31.14
45--49	428,953	2,330,893	87,102	2,620	0.96762	0.03238	26.76
50--54	411,131	1,901,940	84,282	4,407	0.94771	0.05229	22.57
55--59	384,220	1,490,809	79,875	6,462	0.91910	0.08090	18.66
60--64	344,983	1,106,589	73,413	9,371	0.87235	0.12765	15.07
65--69	290,073	761,606	64,042	12,559	0.80389	0.19611	11.89
70--74	220,649	471,533	51,483	14,972	0.70919	0.29081	9.16
75--79	144,065	250,884	36,511	15,194	0.58385	0.41615	6.87
80--84	74,401	106,819	21,317	12,164	0.42938	0.57062	5.01
85--89	26,659	32,418	9,153	6,771	0.26024	0.73976	3.54
90--94	5,946	5,759	2,982	2,121	0.10957	0.89043	2.42
95--99	408	413	261	256	0.02034	0.97966	1.58
100	4.86	4.86	5.31	5.30	0.00000	1.00000	0.91
女 Female							
0	97,560	6,952,398	100,000	3,095	0.96905	0.03095	69.52
1	96,668	6,854,838	96,905	398	0.99589	0.00411	70.74
2	96,364	6,758,170	96,507	286	0.99704	0.00296	70.03
3	96,109	6,661,806	96,221	225	0.99766	0.00234	69.23
4	95,905	6,565,697	95,996	183	0.99809	0.00191	68.40
5--9	477,823	6,469,792	95,813	401	0.99581	0.00419	67.53
10--14	476,505	5,991,969	95,412	230	0.99759	0.00241	62.88
15--19	474,983	5,515,464	95,182	415	0.99564	0.00436	57.95
20--24	472,252	5,040,481	94,767	672	0.99291	0.00709	53.19
25--29	468,383	4,568,229	94,095	858	0.99088	0.00912	48.55
30--34	463,855	4,099,846	93,237	952	0.98979	0.01021	43.97
35--39	458,689	3,633,991	92,285	1,136	0.98769	0.01231	39.40
40--44	452,221	3,177,302	91,149	1,483	0.98373	0.01627	34.86
45--49	443,403	2,725,081	89,666	2,093	0.97666	0.02334	30.39
50--54	430,736	2,281,676	87,573	3,019	0.96553	0.03447	26.05
55--59	412,819	1,850,940	84,554	4,238	0.94988	0.05012	21.89
60--64	386,540	1,438,121	80,316	6,484	0.91927	0.08073	17.91
65--69	346,434	1,051,581	73,832	9,684	0.86884	0.13116	14.24
70--74	288,848	705,147	64,148	12,366	0.79164	0.20836	10.99
75--79	213,864	416,299	50,782	16,355	0.67794	0.32206	8.20
80--84	130,085	202,435	34,427	16,478	0.52136	0.47864	5.88
85--89	56,903	72,350	17,949	12,041	0.32915	0.67085	4.03
90--94	14,149	15,443	5,908	5,080	0.14015	0.85985	2.61
95--99	1,382	1,296	828	809	0.02246	0.97754	1.57
100	14.12	14.12	18.6	18.6	0.00000	1.00000	0.76

第 2 表 補間推計による男女、年齢各歳別の結果

TABLE 2. INTERPOLATED LIFE TABLE VALUES BY SINGLE YEARS

(1) 男 Male

x	L_x	T_x	l_x	d_x	p_x	q_x	e_x^0
0月 month	8,250	6,498,414	100,000	2,009	0.97991	0.02009	64.98
1	8,150	6,490,164	97,991	392	0.99601	0.00399	66.23
2	8,122	6,482,014	97,600	262	0.99732	0.00268	66.41
3	24,277	6,473,892	97,338	459	0.99528	0.00472	66.51
6	48,305	6,449,615	96,879	536	0.99447	0.00553	66.57
0年 year	97,104	6,498,414	100,000	3,657	0.96343	0.03657	64.98
1	96,082	6,401,310	96,343	428	0.99556	0.00444	66.44
2	95,757	6,305,228	95,915	316	0.99671	0.00329	65.74
3	95,475	6,209,471	95,599	249	0.99740	0.00260	64.95
4	95,247	6,113,996	95,350	206	0.99784	0.00216	64.12
5	95,059	6,018,749	95,144	171	0.99820	0.00180	63.26
6	94,908	5,923,690	94,973	131	0.99862	0.00138	62.37
7	94,792	5,828,782	94,842	100	0.99895	0.00105	61.46
8	94,702	5,733,990	94,742	81	0.99915	0.00085	60.52
9	94,626	5,639,288	94,661	71	0.99925	0.00075	59.57
10	94,559	5,544,662	94,590	62	0.99934	0.00066	58.62
11	94,499	5,450,103	94,523	58	0.99939	0.00061	57.66
12	94,441	5,355,604	94,470	58	0.99939	0.00061	56.69
13	94,381	5,261,163	94,412	62	0.99934	0.00066	55.73
14	94,315	5,166,782	94,350	71	0.99925	0.00075	54.76
15	94,236	5,072,467	94,279	86	0.99909	0.00091	53.80
16	94,142	4,978,231	94,193	102	0.99892	0.00108	52.85
17	94,032	4,884,089	94,091	119	0.99873	0.00127	51.91
18	93,906	4,790,057	93,972	133	0.99858	0.00142	50.97
19	93,765	4,696,151	93,839	148	0.99842	0.00158	50.04
20	93,610	4,602,386	93,691	162	0.99827	0.00173	49.12
21	93,441	4,508,776	93,529	177	0.99811	0.00189	48.21
22	93,257	4,415,335	93,352	190	0.99797	0.00203	47.30
23	93,062	4,322,073	93,162	200	0.99785	0.00215	46.39
24	92,857	4,229,016	92,962	210	0.99774	0.00226	45.49
25	92,643	4,136,159	92,752	218	0.99765	0.00235	44.59
26	92,422	4,043,516	92,534	225	0.99757	0.00243	43.70
27	92,194	3,951,094	92,309	230	0.99751	0.00249	42.80
28	91,963	3,858,900	92,079	232	0.99748	0.00252	41.91
29	91,731	3,766,937	91,847	233	0.99746	0.00254	41.01
30	91,497	3,675,206	91,614	235	0.99744	0.00256	40.12
31	91,261	3,583,709	91,379	236	0.99742	0.00258	39.22
32	91,025	3,492,448	91,143	237	0.99740	0.00260	38.32
33	90,785	3,401,423	90,906	243	0.99733	0.00267	37.42
34	90,539	3,310,638	90,663	249	0.99725	0.00275	36.52
35	90,285	3,220,099	90,414	258	0.99715	0.00285	35.62
36	90,022	3,129,814	90,156	268	0.99709	0.00297	34.72
37	89,748	3,039,792	89,888	280	0.99689	0.00311	33.82
38	89,461	2,950,044	89,608	294	0.99672	0.00328	32.92
39	89,159	2,860,583	89,314	311	0.99652	0.00346	32.03
40	88,838	2,771,424	89,003	330	0.99629	0.00371	31.14
41	88,497	2,682,586	88,673	352	0.99603	0.00397	30.25
42	88,133	2,594,069	88,321	377	0.99573	0.00427	29.37
43	87,742	2,505,956	87,944	403	0.99539	0.00461	28.49
44	87,321	2,418,214	87,539	437	0.99501	0.00499	27.62
45	86,866	2,330,833	87,102	472	0.99458	0.00542	26.76
46	86,374	2,244,027	86,630	512	0.99409	0.00591	25.90
47	85,840	2,157,633	86,118	557	0.99353	0.00647	25.03
48	85,256	2,071,819	85,561	610	0.99287	0.00719	24.21
49	84,617	1,986,557	84,951	669	0.99212	0.00788	23.38

第 2 表 (つづき)

TABLE 2 (continued)

(1) 男 Male

x	L_x	T_x	l_x	d_x	p_x	q_x	q_x'
50	83,915	1,901,940	84,282	795	0.99128	0.00872	22.57
51	83,144	1,818,025	83,547	806	0.99035	0.00965	21.76
52	82,300	1,734,881	82,741	882	0.98934	0.01066	20.97
53	81,382	1,652,581	81,859	954	0.98834	0.01166	20.19
54	80,390	1,571,199	80,905	1,030	0.98727	0.01273	19.42
55	79,328	1,490,809	79,873	1,109	0.98611	0.01389	18.66
56	78,176	1,411,481	78,766	1,194	0.98484	0.01516	17.92
57	76,938	1,333,305	77,572	1,283	0.98344	0.01656	17.19
58	75,607	1,256,367	76,287	1,378	0.98194	0.01806	16.47
59	74,171	1,180,760	74,909	1,496	0.98003	0.01997	15.76
60	72,614	1,106,389	73,413	1,618	0.97796	0.02204	15.07
61	70,934	1,033,975	71,793	1,744	0.97571	0.02429	14.40
62	69,126	963,041	70,051	1,872	0.97327	0.02673	13.75
63	67,189	893,915	68,179	2,003	0.97062	0.02938	13.11
64	65,120	826,726	66,176	2,134	0.96776	0.03224	12.49
65	62,921	761,606	64,042	2,265	0.96464	0.03536	11.89
66	60,591	698,683	61,777	2,393	0.96127	0.03873	11.31
67	58,136	638,094	59,384	2,517	0.95761	0.04239	10.75
68	55,559	579,958	56,867	2,636	0.95364	0.04636	10.20
69	52,866	524,399	54,231	2,748	0.94932	0.05068	9.67
70	50,066	471,533	51,483	2,850	0.94463	0.05537	9.16
71	47,171	421,467	48,633	2,938	0.93958	0.06042	8.67
72	44,194	374,296	45,695	3,012	0.93408	0.06592	8.19
73	41,153	330,102	42,683	3,068	0.92812	0.07188	7.73
74	38,065	288,949	39,615	3,104	0.92164	0.07836	7.29
75	34,933	250,884	36,511	3,117	0.91462	0.08538	6.87
76	31,844	215,931	33,394	3,107	0.90701	0.09299	6.47
77	28,760	184,087	30,289	3,067	0.89875	0.10125	6.08
78	25,729	155,327	27,222	3,000	0.88979	0.11021	5.71
79	22,779	129,598	24,222	2,903	0.88007	0.11993	5.35
80	19,938	106,819	21,317	2,781	0.86953	0.13047	5.01
81	17,235	86,881	18,536	2,630	0.85809	0.14191	4.69
82	14,695	69,646	15,906	2,454	0.84569	0.15431	4.38
83	12,341	54,931	13,432	2,257	0.83223	0.16777	4.08
84	10,192	42,610	11,193	2,042	0.81764	0.18236	3.81
85	8,263	32,418	9,133	1,814	0.80181	0.19919	3.54
86	6,568	24,133	7,339	1,581	0.78463	0.21597	3.29
87	5,104	17,583	5,738	1,347	0.76600	0.23400	3.03
88	3,869	12,481	4,411	1,121	0.74579	0.25421	2.83
89	2,853	8,612	3,290	908	0.72387	0.27613	2.62
90	2,040	5,759	2,382	714	0.70010	0.29990	2.42
91	1,410	3,719	1,668	543	0.67430	0.32570	2.23
92	937	2,309	1,125	398	0.64632	0.35368	2.03
93	597	1,372	727	279	0.61597	0.38403	1.89
94	362	775	448	187	0.58305	0.41699	1.73
95	207	413	261	118	0.54734	0.45266	1.58
96	110.9	207	143	70.3	0.50860	0.49140	1.43
97	53.3	95.77	72.7	38.8	0.46659	0.53341	1.32
98	25.1	40.47	33.9	19.6	0.42100	0.57900	1.19
99	10.48	15.37	14.3	8.99	0.37156	0.62844	1.07
100	3.51	4.895	5.31	3.62	0.31793	0.68207	0.92
101	1.079	1.383	1.69	1.23	0.25975	0.74025	0.82
102	0.268	0.303	0.439	0.353	0.19665	0.80335	0.69
103	0.034	0.037	0.086	0.073	0.12819	0.87181	0.43
104	0.0027	0.0027	0.0111	0.0103	0.05322	0.94607	0.23

第2表 男女, 年齢各歳別の結果 (つづき)

TABLE 2 (continued)

(2) 女 Female

n	L_n	T_n	l_n	d_n	P_n	q_n	e_n
0] month	8,264	6,952,398	100,000	1,672	0.98328	0.01672	69.52
1	8,180	6,944,134	98,328	331	0.99663	0.00337	70.62
2	8,157	6,935,954	97,997	226	0.99769	0.00231	70.78
3	24,392	6,927,797	97,771	407	0.99584	0.00416	70.86
6	48,367	6,903,405	97,364	439	0.99529	0.00471	70.90
0] 1 year	97,560	6,952,398	100,000	3,095	0.96903	0.03095	69.52
1	96,668	6,854,838	96,903	398	0.99589	0.00411	70.74
2	96,364	6,758,170	96,507	286	0.99704	0.00296	70.03
3	96,109	6,661,806	96,221	225	0.99766	0.00234	69.23
4	95,905	6,565,697	95,996	183	0.99809	0.00191	68.40
5	95,742	6,469,792	95,813	143	0.99851	0.00149	67.53
6	95,619	6,374,050	95,670	109	0.99892	0.00108	66.63
7	95,540	6,278,431	95,567	54	0.99925	0.00075	65.70
8	95,486	6,182,891	95,513	54	0.99943	0.00057	64.73
9	95,436	6,087,405	95,459	47	0.99951	0.00049	63.77
10	95,390	5,991,969	95,412	44	0.99954	0.00046	62.88
11	95,347	5,896,579	95,368	43	0.99955	0.00045	61.83
12	95,303	5,801,232	95,325	45	0.99953	0.00047	60.86
13	95,257	5,705,929	95,280	47	0.99951	0.00049	59.89
14	95,208	5,610,672	95,233	51	0.99946	0.00054	58.92
15	95,152	5,515,464	95,182	60	0.99937	0.00063	57.95
16	95,086	5,420,312	95,122	72	0.99924	0.00076	56.88
17	95,008	5,325,226	95,050	85	0.99911	0.00089	56.03
18	94,918	5,230,218	94,963	94	0.99901	0.00099	55.08
19	94,819	5,135,300	94,871	104	0.99890	0.00110	54.13
20	94,710	5,040,481	94,767	115	0.99879	0.00121	53.19
21	94,590	4,945,771	94,652	123	0.99868	0.00132	52.25
22	94,460	4,851,181	94,527	135	0.99857	0.00143	51.39
23	94,320	4,756,721	94,392	144	0.99847	0.00153	50.39
24	94,172	4,662,401	94,248	153	0.99838	0.00162	49.47
25	94,013	4,568,229	94,095	160	0.99830	0.00170	48.55
26	93,852	4,474,214	93,935	166	0.99823	0.00177	47.63
27	93,683	4,380,362	93,769	173	0.99816	0.00184	46.71
28	93,506	4,286,679	93,596	180	0.99812	0.00188	45.80
29	93,327	4,193,173	93,416	179	0.99808	0.00192	44.90
30	93,146	4,099,846	93,237	182	0.99803	0.00195	43.97
31	92,963	4,006,700	93,053	185	0.99801	0.00199	43.06
32	92,776	3,913,737	92,870	189	0.99797	0.00203	42.14
33	92,584	3,820,961	92,681	193	0.99790	0.00210	41.23
34	92,386	3,728,377	92,486	201	0.99783	0.00217	40.27
35	92,181	3,635,991	92,285	208	0.99775	0.00223	39.40
36	91,969	3,543,810	92,077	216	0.99763	0.00233	38.49
37	91,748	3,451,841	91,861	226	0.99754	0.00246	37.58
38	91,517	3,360,093	91,635	237	0.99741	0.00259	36.67
39	91,274	3,268,576	91,398	249	0.99728	0.00272	35.76
40	91,018	3,177,302	91,149	263	0.99712	0.00288	34.86
41	90,748	3,086,284	90,886	277	0.99693	0.00303	33.96
42	90,462	2,995,536	90,609	294	0.99675	0.00323	33.06
43	90,159	2,905,074	90,315	313	0.99653	0.00347	32.17
44	89,834	2,814,913	90,002	336	0.99627	0.00373	31.28
45	89,486	2,725,081	89,666	360	0.99599	0.00401	30.39
46	89,113	2,635,595	89,306	387	0.99567	0.00433	29.51
47	88,712	2,546,482	88,919	413	0.99533	0.00467	28.64
48	88,280	2,457,770	88,504	448	0.99494	0.00506	27.77
49	87,814	2,369,490	88,036	483	0.99451	0.00549	26.91

第 2 表 (つづき)

TABLE 2 (continued)

(2) 女 Female

x	L_x	T_x	l_x	d_x	p_x	q_x	e_x
50	87,313	2,281,676	87,573	521	0.99405	0.00595	26.05
51	86,772	2,194,363	87,052	561	0.99355	0.00645	25.21
52	86,189	2,107,591	86,491	605	0.99301	0.00699	24.37
53	85,564	2,021,402	85,886	645	0.99249	0.00751	23.54
54	84,898	1,935,838	85,241	687	0.99194	0.00806	22.71
55	84,192	1,850,940	84,554	733	0.99133	0.00867	21.89
56	83,433	1,766,748	83,821	784	0.99065	0.00935	21.20
57	82,622	1,683,315	83,037	840	0.98989	0.01011	20.27
58	81,755	1,600,693	82,197	896	0.98910	0.01090	19.47
59	80,817	1,518,938	81,301	985	0.98789	0.01211	18.68
60	79,785	1,438,121	80,316	1,079	0.98656	0.01344	17.91
61	78,656	1,358,336	79,237	1,181	0.98509	0.01491	17.14
62	77,420	1,279,680	78,056	1,290	0.98347	0.01653	16.39
63	76,073	1,202,260	76,766	1,406	0.98169	0.01831	15.66
64	74,606	1,126,187	75,360	1,528	0.97973	0.02027	14.94
65	73,015	1,051,581	73,832	1,657	0.97756	0.02244	14.24
66	71,291	978,566	72,175	1,791	0.97518	0.02482	13.56
67	69,430	907,275	70,384	1,932	0.97255	0.02745	12.89
68	67,425	837,845	68,452	2,078	0.96965	0.03035	12.24
69	65,273	770,420	66,374	2,226	0.96646	0.03354	11.61
70	62,973	705,147	64,148	2,377	0.96295	0.03705	10.99
71	60,520	642,174	61,771	2,528	0.95907	0.04093	10.40
72	57,916	581,654	59,243	2,678	0.95480	0.04520	9.82
73	55,166	523,738	56,565	2,823	0.95010	0.04990	9.26
74	52,273	468,572	53,742	2,960	0.94492	0.05508	8.90
75	49,248	416,299	50,782	3,088	0.93920	0.06080	8.20
76	46,103	367,051	47,694	3,200	0.93291	0.06709	7.70
77	42,855	320,948	44,494	3,293	0.92598	0.07402	7.21
78	39,524	278,093	41,201	3,365	0.91833	0.08167	6.75
79	36,194	238,569	37,836	3,409	0.90991	0.09009	6.31
80	32,717	202,435	34,427	3,421	0.90063	0.09937	5.88
81	29,303	169,718	31,006	3,398	0.89041	0.10959	5.47
82	25,935	140,415	27,608	3,332	0.87915	0.12085	5.09
83	22,649	114,480	24,276	3,235	0.86673	0.13327	4.72
84	19,481	91,831	21,041	3,092	0.85305	0.14695	4.36
85	16,478	72,350	17,949	2,908	0.83798	0.16202	4.03
86	13,678	55,872	15,041	2,687	0.82137	0.17863	3.71
87	11,116	42,194	12,354	2,433	0.80308	0.19692	3.42
88	8,820	31,078	9,921	2,154	0.78291	0.21709	3.13
89	6,813	22,258	7,767	1,859	0.76069	0.23931	2.87
90	5,104	15,445	5,908	1,559	0.73620	0.26380	2.61
91	3,693	10,341	4,349	1,265	0.70923	0.29077	2.38
92	2,569	6,648	3,084	988	0.67950	0.32050	2.16
93	1,707	4,079	2,096	740	0.64674	0.35326	1.95
94	1,076	2,372	1,356	528	0.61064	0.38936	1.75
95	698	1,296	828	355	0.57087	0.42913	1.57
96	352	658	473	224	0.52705	0.47295	1.39
97	178	306	249	130	0.47876	0.52124	1.23
98	80.8	128	119	68.4	0.42555	0.57445	1.08
99	32.6	47.4	50.6	32.0	0.36691	0.63309	0.94
100	11.11	14.80	18.6	12.98	0.30230	0.69770	0.80
101	3.01	3.689	5.62	4.26	0.23111	0.76889	0.66
102	0.615	0.679	1.36	1.52	0.15267	0.84733	0.50
103	0.064	0.064	0.208	0.194	0.06623	0.93377	0.31

第3表 男女別 \bar{p}_x (生年別生存率) および \bar{q}_x (生年別死亡率)

(1) 年齢5歳階級別の結果

TABLE 3-1. LIFE TABLE SURVIVAL RATIOS \bar{p}_x AND THEIR OBVERSE \bar{q}_x

x	男 Male		女 Female	
	${}_n\bar{p}_x$	${}_n\bar{q}_x$	${}_n\bar{p}_x$	${}_n\bar{q}_x$
0	0.98948	0.01052	0.99086	0.00914
1	0.99662	0.00338	0.99686	0.00314
2	0.99706	0.00294	0.99795	0.00205
3	0.99761	0.00239	0.99788	0.00212
4	0.99803	0.00197	0.99830	0.00170
5-9	0.99601	0.00399	0.99724	0.00276
10-14	0.99552	0.00448	0.99681	0.00319
15-19	0.99180	0.00820	0.99425	0.00575
20-24	0.98869	0.01131	0.99181	0.00819
25-29	0.98732	0.01268	0.99033	0.00967
30-34	0.98587	0.01413	0.98886	0.01114
35-39	0.98185	0.01815	0.98590	0.01410
40-44	0.97372	0.02628	0.98051	0.01949
45-49	0.95845	0.04155	0.97143	0.02857
50-54	0.93454	0.06546	0.95840	0.04160
55-59	0.89788	0.10212	0.91939	0.08061
60-64	0.84083	0.15917	0.89624	0.10376
65-69	0.76067	0.23933	0.83377	0.16623
70-74	0.65291	0.34709	0.74040	0.25960
75-79	0.51644	0.48356	0.60826	0.39174
80-84	0.35832	0.64168	0.43744	0.56256
85-89	0.20053	0.79947	0.24864	0.75136
90-94	0.07632	0.92368	0.09061	0.90939
95-99	0.01191	0.98809	0.01101	0.98899
100	0.00000	1.00000	0.00000	1.00000

静止人口表(生命表)における記号の名称と定義

DEFINITIONS AND NOTATIONS OF LIFE TABLE FUNCTIONS IN THE PRESENT LIFE TABLES

記号 Notation	名 Designation	称 Actuarial Definition
${}_nL_x$	x 歳の生存年数 (静止人口) Life years survived in the age interval in stationary population	$\int_x^{x+n} l_{x+t} dx$
T_x	x 歳以後の生存延年数 (静止人口の合計) Life years survived in this and all subsequent years in stationary population	$\int_x^{\omega} l_{x+t} dx$
l_x	x 歳の生存数 Survivors of 100,000 born alive at beginning of age interval	$100,000 \times \prod_{s=0}^{x-1} p_s$
${}_n d_x$	x 歳の死亡数 Number dying, of 100,000 born alive during age interval	$l_x - l_{x+n}$
${}_n p_x$	x 歳の生存率 Probability of surviving at beginning of age interval	$\frac{l_{x+n}}{l_x}$
${}_n q_x$	x 歳の死亡率 Probability of dying at beginning of age interval	$\frac{{}_n d_x}{l_x}$
\bar{e}_x	x 歳の完全平均余命 Average remaining life time at beginning of age interval	$\frac{T_x}{l_x}$
${}_n \bar{p}_x$	x 歳人口の生年別生存率 Survival ratio in stationary population	$\frac{{}_n L_{x+n}}{l_x}$
${}_n \bar{q}_x$	x 歳人口の生年別死亡率 Probability of dying in stationary population	$\frac{l_x - {}_n L_{x+n}}{l_x}$

第3表 (つづき) (2) 補間推計による年齢各歳別の結果

TABLE 3-2. INTERPOLATED LIFE TABLE SURVIVAL RATIOS AND THEIR
OBVERSE BY SINGLE YEARS

x	男 Male		女 Female		x	男 Male		女 Female	
	\bar{p}_x	\bar{q}_x	\bar{p}_x	\bar{q}_x		\bar{p}_x	\bar{q}_x	\bar{p}_x	\bar{q}_x
0	0.98948	0.01052	0.99086	0.00914	52	0.98885	0.01115	0.99275	0.00725
1	0.99662	0.00338	0.99686	0.00314	53	0.98781	0.01219	0.99222	0.00778
2	0.99706	0.00294	0.99735	0.00265	54	0.98679	0.01321	0.99168	0.00832
3	0.99761	0.00239	0.99788	0.00212					
4	0.99803	0.00197	0.99830	0.00170	55	0.98548	0.01452	0.99098	0.00902
5	0.99841	0.00159	0.99872	0.00128	56	0.98416	0.01584	0.99028	0.00972
6	0.99878	0.00122	0.99917	0.00083	57	0.98270	0.01730	0.98951	0.01049
7	0.99905	0.00095	0.99943	0.00057	58	0.98101	0.01899	0.98853	0.01147
8	0.99920	0.00080	0.99948	0.00052	59	0.97901	0.02099	0.98723	0.01277
9	0.99929	0.00071	0.99952	0.00048	60	0.97686	0.02314	0.98585	0.01415
10	0.99937	0.00063	0.99955	0.00045	61	0.97451	0.02549	0.98429	0.01571
11	0.99939	0.00061	0.99954	0.00046	62	0.97198	0.02802	0.98260	0.01740
12	0.99936	0.00064	0.99952	0.00048	63	0.96921	0.03079	0.98072	0.01928
13	0.99930	0.00070	0.99949	0.00051	64	0.96623	0.03377	0.97867	0.02133
14	0.99916	0.00084	0.99941	0.00059	65	0.96297	0.03703	0.97639	0.02361
15	0.99900	0.00100	0.99931	0.00069	66	0.95948	0.04052	0.97390	0.02610
16	0.99883	0.00117	0.99918	0.00082	67	0.95567	0.04433	0.97112	0.02888
17	0.99866	0.00134	0.99905	0.00095	68	0.95153	0.04847	0.96808	0.03192
18	0.99850	0.00150	0.99896	0.00104	69	0.94704	0.05296	0.96476	0.03524
19	0.99835	0.00165	0.99885	0.00115	70	0.94218	0.05782	0.96105	0.03895
20	0.99819	0.00181	0.99873	0.00127	71	0.93689	0.06311	0.95697	0.04303
21	0.99803	0.00197	0.99863	0.00137	72	0.93119	0.06881	0.95252	0.04748
22	0.99791	0.00209	0.99852	0.00148	73	0.92496	0.07504	0.94756	0.05244
23	0.99780	0.00220	0.99843	0.00157	74	0.91825	0.08175	0.94219	0.05787
24	0.99770	0.00230	0.99833	0.00167	75	0.91105	0.08895	0.93614	0.06386
25	0.99761	0.00239	0.99827	0.00173	76	0.90315	0.09685	0.92955	0.07045
26	0.99753	0.00247	0.99820	0.00180	77	0.89461	0.10539	0.92227	0.07773
27	0.99749	0.00251	0.99811	0.00189	78	0.88534	0.11466	0.91423	0.08577
28	0.99748	0.00252	0.99809	0.00191	79	0.87528	0.12472	0.90544	0.09456
29	0.99745	0.00255	0.99806	0.00194	80	0.86443	0.13557	0.89565	0.10435
30	0.99742	0.00258	0.99804	0.00196	81	0.85263	0.14737	0.88506	0.11494
31	0.99741	0.00259	0.99799	0.00201	82	0.83981	0.16019	0.87330	0.12670
32	0.99736	0.00264	0.99793	0.00207	83	0.82587	0.17413	0.86013	0.13987
33	0.99729	0.00271	0.99786	0.00214	84	0.81093	0.18907	0.84585	0.15413
34	0.99719	0.00281	0.99778	0.00222	85	0.79468	0.20532	0.83008	0.16992
35	0.99709	0.00291	0.99770	0.00230	86	0.77710	0.22290	0.81269	0.18731
36	0.99696	0.00304	0.99760	0.00240	87	0.75803	0.24197	0.79345	0.20655
37	0.99680	0.00320	0.99748	0.00252	88	0.73740	0.26260	0.77245	0.22753
38	0.99662	0.00338	0.99734	0.00266	89	0.71504	0.28496	0.74916	0.25084
39	0.99640	0.00360	0.99720	0.00280	90	0.69118	0.30882	0.72355	0.27645
40	0.99616	0.00384	0.99703	0.00297	91	0.66454	0.33546	0.69564	0.30436
41	0.99589	0.00411	0.99683	0.00315	92	0.63714	0.36286	0.66446	0.33554
42	0.99556	0.00444	0.99663	0.00335	93	0.60637	0.39363	0.63033	0.36965
43	0.99520	0.00480	0.99640	0.00360	94	0.57182	0.42818	0.59294	0.40706
44	0.99479	0.00521	0.99613	0.00387	95	0.53575	0.46425	0.55172	0.44828
45	0.99434	0.00566	0.99583	0.00417	96	0.49865	0.50135	0.50568	0.49432
46	0.99382	0.00618	0.99550	0.00450	97	0.45989	0.54611	0.45593	0.54607
47	0.99320	0.00680	0.99513	0.00487	98	0.41737	0.58263	0.40347	0.59653
48	0.99250	0.00750	0.99472	0.00528	99	0.37119	0.66481	0.34080	0.65920
49	0.99170	0.00830	0.99429	0.00571	100	0.30717	0.69283	0.27093	0.72907
50	0.99081	0.00919	0.99380	0.00620	101	0.24810	0.75190	0.20432	0.79368
51	0.98985	0.01015	0.99328	0.00672	102	0.18870	0.87130	0.10923	0.89675
					103	0.07938	0.92062		

第4表 推計基礎人口、推定死亡数および経過

TABLE 4. ESTIMATES OF THE BASE POPULATION AND DEATHS, BY AGE AND SEX FOR CONSTRUCTION OF THE 12TH ABRIDGED LIFE TABLES

年 齢 Age (1)	男 Male			女 Female		
	昭和33年10月1日を中心とする1カ年の死亡数 Number of deaths for a year in which the mid-point is Oct. 1, 1958 (2)	昭和33年10月1日の日本人人口 Number of the Japanese population for Oct. 1, 1958 (3)	経過 Number of the Japanese population for Oct. 1, 1958 where no deaths would have occurred from Apr. 1 to Oct. 1, 1958 (4)	昭和33年10月1日を中心とする1カ年の死亡数 Number of deaths for a year in which the mid-point is Oct. 1, 1958 (5)	昭和33年10月1日の日本人人口 Number of the Japanese population for Oct. 1, 1958 (6)	経過 Number of the Japanese population for Oct. 1, 1958 where no deaths would have occurred from Apr. 1 to Oct. 1, 1958 (7)
総数 Total	362,031	44,886,442	45,067,458	319,063	46,489,942	46,649,474
0	31,164	800,976	816,558	24,997	769,349	775,848
1	9,501	779,023	780,774	3,085	741,478	743,021
2	2,704	821,249	822,601	2,311	782,598	783,754
3	2,190	851,871	852,966	1,972	812,157	813,143
4	1,861	856,859	857,790	1,495	818,925	819,679
5 --- 9	5,994	5,306,782	5,309,779	4,296	5,094,690	5,096,898
10 --- 14	3,338	4,998,475	5,000,144	2,332	4,825,411	4,826,577
15 --- 19	5,711	4,636,796	4,639,592	3,900	4,532,812	4,534,762
20 --- 24	9,435	4,281,490	4,286,218	6,620	4,266,601	4,269,911
25 --- 29	9,596	4,001,282	4,006,080	7,041	4,092,800	4,096,321
30 --- 34	8,902	3,443,923	3,448,374	7,386	3,612,321	3,616,214
35 --- 39	7,578	2,408,450	2,412,299	7,519	3,047,699	3,051,499
40 --- 44	9,632	2,268,796	2,273,612	8,601	2,657,485	2,661,786
45 --- 49	14,705	2,215,070	2,222,423	11,636	2,464,813	2,470,631
50 --- 54	20,285	1,935,458	1,945,601	14,099	1,989,160	1,996,180
55 --- 59	29,586	1,743,231	1,758,024	18,463	1,758,290	1,767,322
60 --- 64	36,053	1,359,639	1,377,666	22,696	1,410,742	1,422,090
65 --- 69	41,281	976,324	997,165	29,221	1,095,190	1,109,741
70 --- 74	49,294	633,453	653,070	38,369	812,825	832,010
75 --- 79	38,366	360,472	379,655	49,860	562,022	589,932
80 --- 84	25,355	137,746	170,424	36,042	292,128	310,149
85 <	11,540	48,237	54,708	23,181	116,306	127,897

(2)と(5)は、厚生省大臣官房統計調査部の資料によるもので、昭和30-32年の各年の確定数と概数の比を年齢階級別にとり、3カ年の平均を昭和33年の概数に乗じて推定確定数を算出。つぎに、この推定確定数に第9回完全生命表の届け渡れ率を乗じて修正し、推定死亡数としたもの。小数点下4捨5入のため総計が必ずしも一致しない。

(3)と(6)の年齢別人口は、昭和30年国勢調査の結果（余数集計）に基づく総理府統計局の推計人口（総理府統計局「昭和33年10月1日現在全国年齢別人口の推計」昭和34年7月刊による）。

(4)と(7)は、(3)と(6)の人口に、(2)と(5)の死亡数の2分の1を加えたもの。

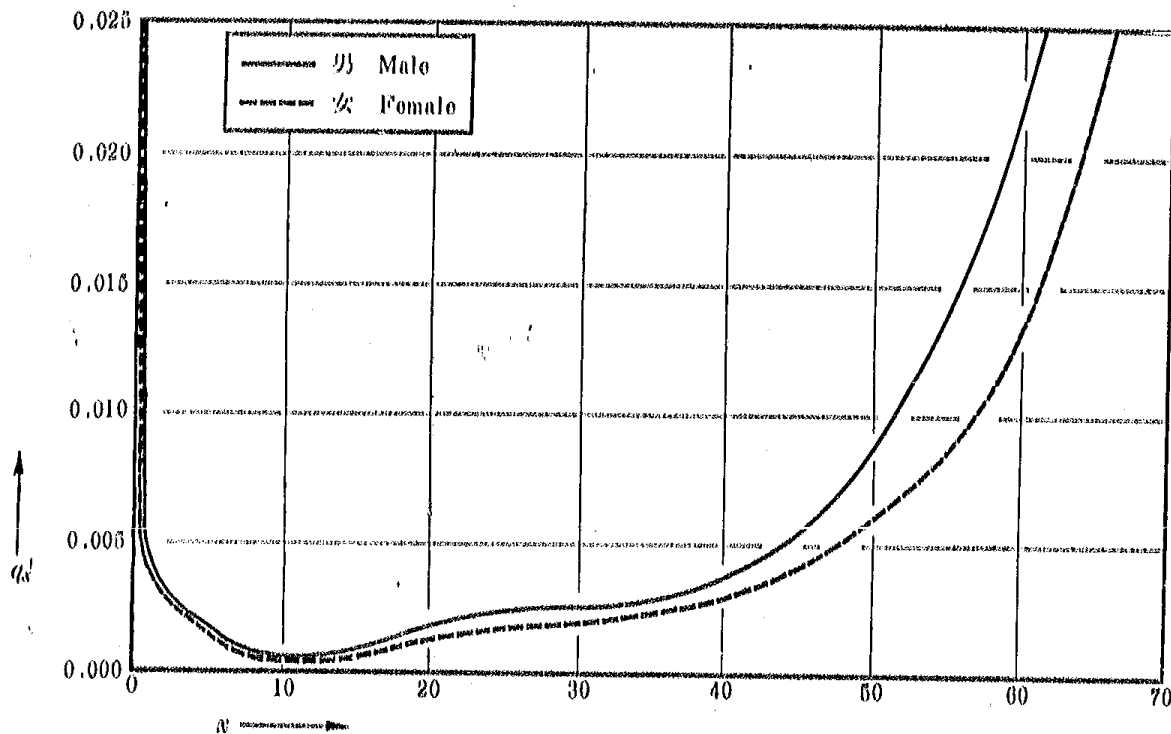
Columns (2) and (5): The figures listed in these columns are based on the statistics preliminarily reported by the Division of Health and Welfare Statistics, Secretariat of Minister of Health and Welfare. These preliminary death statistics are inflated somewhat by multiplying them by the age-specific correction factors which are the three-year average ratios of the corrected estimates of deaths to those preliminarily reported for the years 1955-1957. The numbers of deaths thus estimated are further modified to eradicate understatements by applying the adjustment factors obtained from the 9th Complete Life Table prepared by the Division.

Columns (3) and (6): The population figures by age here are taken from the population estimates prepared by the Bureau of Statistics. See further informations for: Sorifu Tokokkyoku (Bureau of Statistics, Prime Minister's Office), *Showa 33-nen Jugatsu Ichitai Gensei Zenkoku Nourai Batsu Jinko no Suteki* (Population Estimates by Age and Sex, as of October 1, 1958) Tokyo, July 1959.

Columns (4) and (7): $(4) = (3) + \frac{(2)}{2}$, $(7) = (6) + \frac{(5)}{2}$

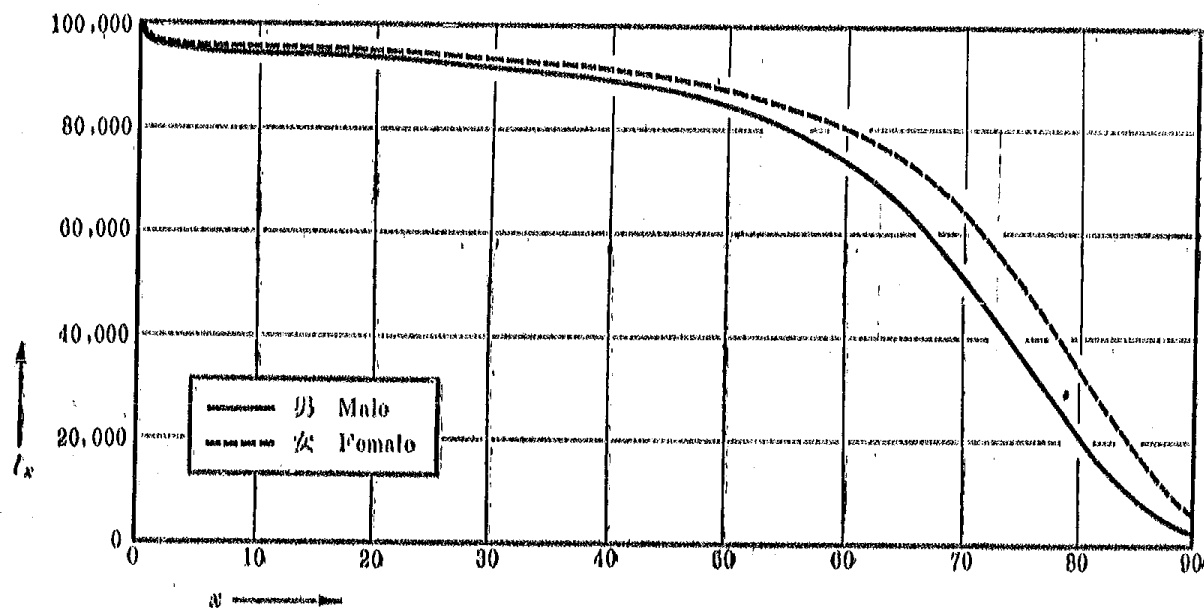
第 1 図 男女別 q_w (w 歳の死亡率) 曲線

CHART 1. LIFE TABLE MORTALITY RATIOS

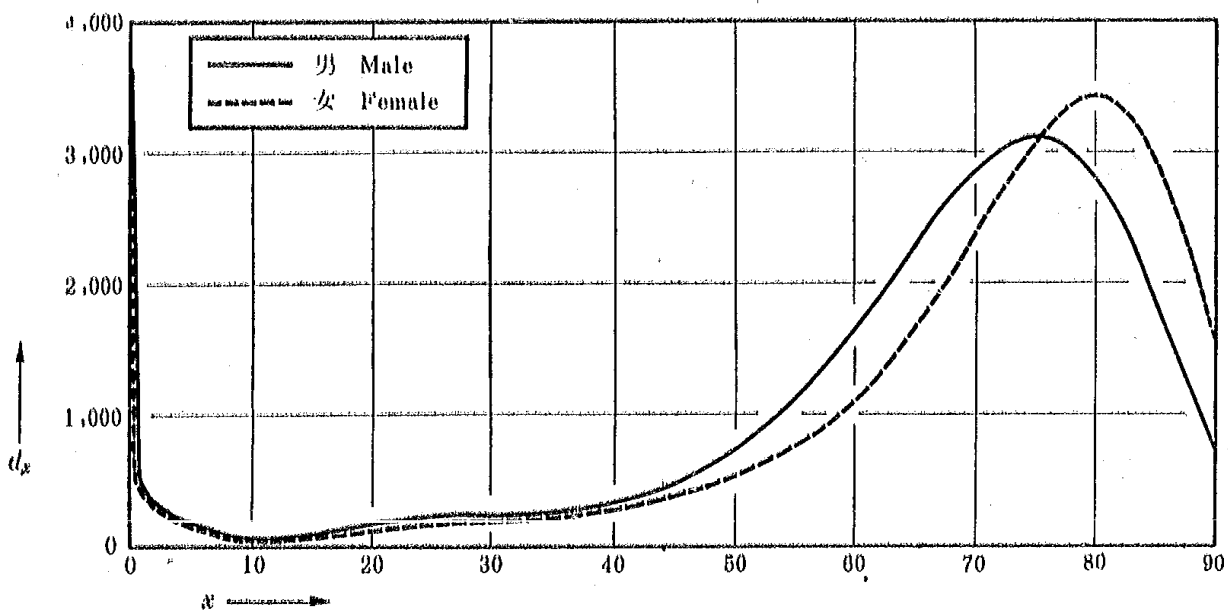


第 2 図 男女別 l_w (w 歳の生存数) 曲線

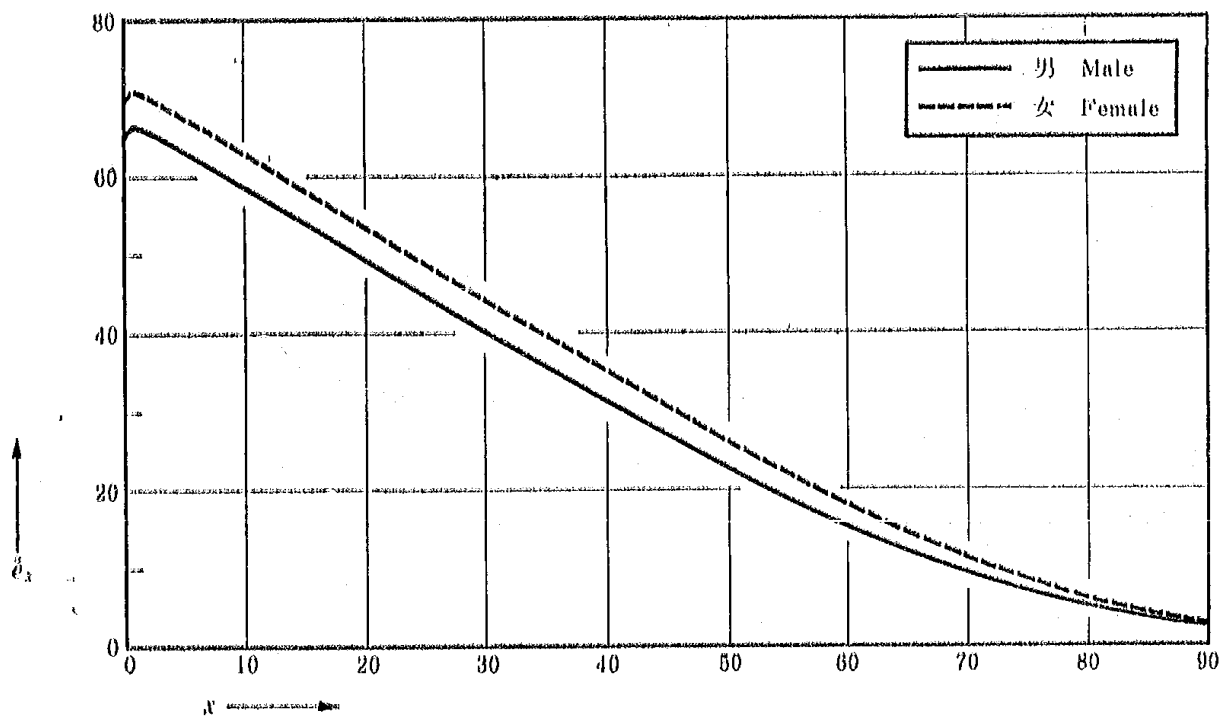
CHART 2. LIFE TABLE SURVIVORS



第 3 図 男女別 d_w (w 歳の死亡数) 曲線
 CHART 3. LIFE TABLE DEATHS



第 4 図 男女別 e_w (w 歳の完全平均余命) 曲線
 CHART 4. EXPECTATION OF LIFE



付 録

各 回 生 命 表 の 比 較

A P P E N D I X

COMPARISON WITH
THE PREVIOUS LIFE TABLES

各回生命表の比較

完全生命表が国勢調査あるいは人口調査の年齢別人口を用いて作成されるのに比べ、簡速生命表は、その年齢別人口を推計人口によらなければならない。しかし、多くの時日を要して作成される完全生命表では、その数値が使用時の死亡状況と数年あるいはそれ以上のずれを生ずる不便がある。この難点を補い、死亡状況をすみやかに判定したり、年齢別人口の推計に直ちに利用できる点などに、簡速生命表作成の意義がある。本資料引用の数値は、すべて各回の報告書による。

完全生命表は、明治24年—31年の資料にもとづいて第1回が作成されて以来第9回（第7回は作られていない）にまで及んでいるが、その年次を示すと次のとおりである。なお、戦前の第6回までは内閣統計局、戦後の第8回、第9回は厚生省大臣官房統計調査部の算定となつている。

第1回………明治24年—31年,	第2回………明治32年—36年,
第3回………明治41年—大正2年,	第4回………大正10年—14年,
第5回………大正15年—昭和5年,	第6回………昭和10年4月—11年3月,
第8回………昭和22年1月—12月,	第9回………昭和25年10月—27年9月.

人口問題研究所簡速静止人口表は、昭和22年4月—23年3月の死亡事実にもとづいて第1回が算定されてより、毎年作成され、今回の第12回にまで及んでいる。その年次は次のとおり。

第1回………昭和22年4月—23年3月,	第2回………昭和23年4月—24年3月,
第3回………昭和24年4月—25年3月,	第4回………昭和25年4月—26年3月,
第5回………昭和26年4月—27年3月,	第6回………昭和27年4月—28年3月,
第7回………昭和28年4月—29年3月,	第8回………昭和29年4月—30年3月,
第9回………昭和30年4月—31年3月,	第10回………昭和31年4月—32年3月,
第11回………昭和32年4月—33年3月,	第12回………昭和33年4月—34年3月.

なお、この外に厚生省大臣官房統計調査部が昭和20年以降、毎年（昭和22年は、第8回完全生命表が作成されているので発表されていない）1月—12月の死亡事実にもとづいて算定している簡易生命表があるが、本資料には、その e_0 のみを参考として第6表に掲げた。

COMPARISON OF THE 12TH ABRIDGED LIFE TABLE VALUES WITH THE PREVIOUS ONES

While complete life table is constructed by use of the census statistics by age, an abridged life table is mainly by use of the population estimates. The construction of a complete life table by single years is an exacting and time-consuming task. Therefore, when it has been completed, the mortality schedule is often appreciably changed and the life table values are outdated, so to speak, not reflecting current mortality conditions. An abridged life table is thus constructed to overcome these inconveniences inherent in the complete life table and to obtain a quick information on the current mortality trend.

The values listed here in the following tables are adapted from the life tables indicated below.

The first complete life tables were prepared for the years 1891-1898. The tables published in the prewar time (prior to 6th) are from the Cabinet Bureau of Statistics; those in the postwar time (after 8th) are from the Division of Health and Welfare Statistics, Secretariat of Minister of Health and Welfare.

1st.....1891—1898	5th.....1926—1930
2nd.....1899—1903	6th.....Apr. 1935—Mar. 1936
3rd.....1908—1913	8th.....Jan.—Dec. 1947
4th.....1921—1925	9th.....Oct. 1950—Sep. 1952

The first abridged life tables prepared by the Institute of Population Problems, Ministry of Health and Welfare were for April 1947—March 1948. The abridged life tables have been annually published since then up to the present 12th Life Tables.

1st.....Apr. 1947—Mar. 1948	7th.....Apr. 1953—Mar. 1954
2nd.....Apr. 1948—Mar. 1949	8th.....Apr. 1954—Mar. 1955
3rd.....Apr. 1949—Mar. 1950	9th.....Apr. 1955—Mar. 1956
4th.....Apr. 1950—Mar. 1951	10th.....Apr. 1956—Mar. 1957
5th.....Apr. 1951—Mar. 1952	11th.....Apr. 1957—Mar. 1958
6th.....Apr. 1952—Mar. 1953	12th.....Apr. 1958—Mar. 1959

Beside the above two series of life table, the Division of Health and Welfare Statistics has also issued the abridged life tables every year since 1945 except 1947. Since the complete life tables were made for 1947 there were no calculations of the abridged life tables for 1947. In the following tables listed below the values of e_0^0 are specially taken for comparison from those tables.

See p. 8 for definitions and notations used in the present life tables.

付録 第 1 表 男女別 L_x (x 歳の生存年数) の比較APPENDIX TABLE 1. COMPARISON OF THE INTERPOLATED L_{mx} BY SINGLE YEARS IN THE 12 TH ABRIDGED LIFE TABLES WITH THOSE IN THE PREVIOUS LIFE TABLES

(I) 男 Male

年齢 Age	完全生命表 Complete Life Table	人口問題研究所簡速静止人口表 Abridged Life Tables Prepared by the Inst. of Pop. Prob.				
	第 9 回 9th	第 1 回 1st	第 2 回 2nd	第 3 回 3rd	第 4 回 4th	第 5 回 5th
0	97,166	94,504	96,794	95,151	95,467	95,904
1	93,787	90,772	92,695	92,464	93,252	93,883
2	92,828	88,749	91,335	91,236	92,243	93,005
3	92,109	87,620	90,545	90,427	91,463	92,287
4	91,594	86,880	89,999	89,872	90,921	91,767
5	91,241	86,380	89,614	89,482	90,585	91,403
6	90,997	86,018	89,327	89,214	90,380	91,144
7	90,814	85,739	89,100	89,010	90,235	90,965
8	90,664	85,512	88,923	88,836	90,116	90,829
9	90,538	85,319	88,783	88,682	90,007	90,718
10	90,432	85,152	88,666	88,548	89,902	90,621
11	90,337	85,004	88,558	88,432	89,800	90,532
12	90,248	84,866	88,446	88,326	89,699	90,443
13	90,160	84,723	88,322	88,224	89,591	90,349
14	90,069	84,559	88,185	88,109	89,469	90,246
15	89,967	84,359	88,020	87,969	89,327	90,128
16	89,842	84,111	87,811	87,794	89,160	89,990
17	89,685	83,799	87,532	87,582	88,962	89,828
18	89,491	83,414	87,229	87,222	88,728	89,639
19	89,258	82,952	86,824	87,002	88,452	89,418
20	88,992	82,411	86,348	86,616	88,192	89,165
21	88,702	81,795	85,816	86,167	87,767	88,881
22	88,389	81,117	85,232	85,671	87,368	88,568
23	88,052	80,396	84,612	85,141	86,942	88,233
24	87,697	79,658	83,970	84,587	86,495	87,885
25	87,333	78,927	83,319	84,019	86,030	87,528
26	86,964	78,218	82,669	83,446	85,555	87,164
27	86,593	77,535	82,028	82,877	85,080	86,797
28	86,221	76,878	81,403	82,318	84,610	86,429
29	85,844	76,242	80,807	81,772	84,148	86,063
30	85,466	75,621	80,233	81,247	83,701	85,700
31	85,098	75,012	79,677	80,739	83,266	85,340
32	84,737	74,413	79,137	80,232	82,837	84,981
33	84,373	73,822	78,606	79,743	82,410	84,622
34	84,005	73,236	78,073	79,247	81,982	84,260
35	83,632	72,651	77,539	78,744	81,545	83,891
36	83,248	72,067	77,001	78,234	81,098	83,513
37	82,850	71,479	76,457	77,718	80,642	83,124
38	82,441	70,885	75,907	77,195	80,175	82,721
39	82,018	70,284	75,350	76,665	79,697	82,300
40	81,573	69,674	74,783	76,129	79,208	81,859
41	81,103	69,054	74,207	75,583	78,703	81,395
42	80,611	68,420	73,617	75,023	78,176	80,906
43	80,095	67,771	73,011	74,443	77,623	80,388
44	79,547	67,104	72,387	73,841	77,042	79,841
45	78,966	66,416	71,741	73,213	76,427	79,260
46	78,353	65,702	71,070	72,555	75,777	78,643
47	77,701	64,957	70,370	71,865	75,090	77,987
48	77,095	64,173	69,638	71,139	74,364	77,291
49	76,244	63,349	68,871	70,373	73,595	76,551

第 1 表 (つづき)

APPENDIX TABLE 1 (continued)

(1) 男 Male

年齢 Age	人口問題研究所簡速静止人口表 Abridged Life Tables Prepared by the Inst. of Pop. Prob.						
	第 6 回 6th	第 7 回 7th	第 8 回 8th	第 9 回 9th	第 10 回 10th	第 11 回 11th	第 12 回 12th
0	96,162	96,197	96,455	96,549	96,467	96,709	97,104
1	94,501	94,598	95,148	95,400	95,392	95,668	96,082
2	93,803	93,986	94,621	94,954	94,892	95,276	95,757
3	93,200	93,447	94,149	94,571	94,527	94,945	95,473
4	92,764	93,094	93,777	94,274	94,241	94,679	95,247
5	92,474	92,735	93,503	94,038	94,013	94,467	95,059
6	92,237	92,520	93,505	93,855	93,894	94,300	94,908
7	92,066	92,362	93,160	93,718	93,700	94,176	94,792
8	91,940	92,241	93,047	93,612	93,598	94,081	94,702
9	91,838	92,141	92,955	93,524	93,513	94,002	94,626
10	91,749	92,055	92,875	93,449	93,441	93,993	94,559
11	91,672	91,977	92,802	93,382	93,376	93,872	94,499
12	91,596	91,903	92,733	93,317	93,315	93,814	94,441
13	91,515	91,827	92,662	93,251	93,252	93,754	94,381
14	91,426	91,744	92,583	93,177	93,181	93,685	94,315
15	91,326	91,649	92,492	93,090	93,098	93,602	94,236
16	91,211	91,538	92,383	92,985	92,996	93,500	94,142
17	91,074	91,407	92,253	92,861	92,874	93,378	94,032
18	90,916	91,257	92,104	92,718	92,733	93,238	93,906
19	90,739	91,090	91,934	92,557	92,574	93,082	93,765
20	90,541	90,902	91,743	92,377	92,396	92,908	93,610
21	90,325	90,693	91,530	92,178	92,220	92,717	93,441
22	90,088	90,462	91,294	91,960	91,987	92,509	93,257
23	89,832	90,211	91,040	91,728	91,761	92,288	93,062
24	89,562	89,946	90,771	91,484	91,527	92,056	92,837
25	89,280	89,669	90,490	91,231	91,286	91,815	92,643
26	88,987	89,384	90,199	90,972	91,038	91,569	92,422
27	88,684	89,092	89,901	90,709	90,784	91,320	92,194
28	88,379	88,797	89,599	90,445	90,526	91,068	91,963
29	88,073	88,501	89,294	90,179	90,267	90,815	91,731
30	87,766	88,206	88,988	89,913	90,009	90,562	91,497
31	87,459	87,911	88,683	89,647	89,752	90,310	91,261
32	87,152	87,616	88,382	89,381	89,496	90,058	91,023
33	86,845	87,319	88,082	89,113	89,236	89,802	90,785
34	86,530	87,018	87,777	88,840	88,971	89,541	90,539
35	86,208	86,711	87,468	88,559	88,697	89,273	90,285
36	85,877	86,393	87,151	88,271	88,413	88,997	90,022
37	85,535	86,070	86,824	87,972	88,117	88,710	89,748
38	85,180	85,732	86,483	87,659	87,806	88,411	89,461
39	84,809	85,378	86,131	87,331	87,479	88,095	89,159
40	84,419	85,007	85,758	86,984	87,131	87,760	88,838
41	84,008	84,615	85,365	86,615	86,761	87,403	88,497
42	83,572	84,199	84,947	86,222	86,366	87,022	88,133
43	83,110	83,755	84,503	85,802	85,941	86,612	87,742
44	82,613	83,281	84,029	85,350	85,483	86,169	87,321
45	82,080	82,771	83,519	84,864	84,988	85,690	86,866
46	81,508	82,222	82,970	84,398	84,511	85,169	86,374
47	80,891	81,629	82,378	83,770	83,869	84,601	85,840
48	80,227	80,988	81,739	83,156	83,235	83,983	85,256
49	79,514	80,295	81,049	82,489	82,546	83,308	84,617

第 1 表 L_{∞} の比較 (つづき)

APPENDIX TABLE 1 (continued)

(1) 男 Male

年齢 Age	完全生命表 Complete Life Table	人口問題研究所編 簡便静止人口表 Abridged Life Tables Prepared by the Inst. of Pop. Prob.				
	第 9 回 9th	第 1 回 1st	第 2 回 2nd	第 3 回 3rd	第 4 回 4th	第 5 回 5th
50	75,452	62,476	68,060	69,363	72,780	75,764
51	74,612	61,551	67,202	68,709	71,916	74,924
52	73,713	60,570	66,289	67,790	70,999	74,027
53	72,747	59,533	65,313	66,817	70,024	73,068
54	71,712	58,440	64,265	65,792	68,983	72,041
55	70,604	57,275	63,144	64,669	67,877	70,999
56	69,414	56,033	61,949	63,479	66,688	69,794
57	68,124	54,726	60,675	62,193	65,409	68,478
58	66,724	53,333	59,326	60,826	64,009	67,098
59	65,240	51,847	57,909	59,382	62,499	65,603
60	63,683	50,259	56,401	57,807	60,863	63,989
61	62,026	48,573	54,803	56,199	59,104	62,257
62	60,213	46,792	53,109	54,533	57,213	60,410
63	58,233	44,926	51,308	52,833	55,193	58,462
64	56,178	42,983	49,389	50,907	53,033	56,425
65	53,923	40,977	47,368	48,174	50,802	54,304
66	51,707	38,910	45,264	46,249	48,448	52,100
67	49,322	36,791	43,087	44,032	46,009	49,816
68	46,848	34,627	40,864	41,900	43,499	47,437
69	44,293	32,427	38,614	39,908	40,937	45,091
70	41,671	30,201	36,339	37,490	38,328	42,546
71	38,994	27,962	34,039	34,860	35,696	40,010
72	36,278	25,722	31,723	31,628	32,974	37,436
73	33,542	23,496	29,396	29,203	30,479	34,833
74	30,803	21,300	27,032	26,804	27,921	32,223
75	28,082	19,130	24,721	24,429	25,427	29,613
76	25,400	17,064	22,433	22,098	22,994	27,024
77	22,780	15,036	20,206	19,838	20,597	24,473
78	20,244	13,143	18,069	17,663	18,231	21,979
79	17,812	11,343	16,060	15,583	15,970	19,560
80	15,506	9,668	14,133	13,606	13,803	17,236
81	13,343	8,126	12,336	11,744	11,739	15,023
82	11,233	6,726	10,621	10,003	9,877	12,943
83	9,307	5,472	8,923	8,389	8,180	11,010
84	7,826	4,367	7,444	6,906	6,678	9,233
85	6,320	3,414	6,037	5,579	5,371	7,624
86	5,111	2,611	4,829	4,423	4,233	6,191
87	4,013	1,931	3,804	3,431	3,326	4,934
88	3,089	1,423	2,969	2,637	2,563	3,833
89	2,328	1,013	2,291	2,028	1,948	2,942
90	1,714	702	1,733	1,534	1,453	2,191
91	1,231	472	1,220	1,148	1,064	1,587
92	861	307	987	846	736	1,113
93	583	191	716	609	518	738
94	383	113	501	424	339	496
95	243	63.4	334	282	210	311
96	151	33.2	209	173	121	186
97	89	16.1	119	99.6	63.1	103
98	51	7.13	60	49.4	28.2	53.8
99	28	2.83	26	19.3	10.1	27.6
100	14	0.920	8.46	5.72	2.68	12.6
101	7	0.293	1.94	1.11	0.471	3.17

第 1 表 (つづき)

APPENDIX TABLE 1 (continued)

(1) 男 Male

年齢 Age	人口問題研究所簡便静止人口表 Abridged Life Tables Prepared by the Inst. of Pop. Prob.						
	第 6 回 6th	第 7 回 7th	第 8 回 8th	第 9 回 9th	第 10 回 10th	第 11 回 11th	第 12 回 12th
50	78,746	79,944	80,304	81,763	81,793	82,571	83,915
51	77,918	78,732	79,498	80,979	80,977	81,766	83,144
52	77,026	77,852	78,626	80,126	80,086	80,886	82,300
53	76,062	76,900	77,683	79,199	79,118	79,928	81,382
54	75,017	75,870	76,663	78,193	78,067	78,886	80,390
55	73,887	74,763	75,573	77,116	76,936	77,763	79,328
56	72,673	73,566	74,394	75,943	75,702	76,539	78,176
57	71,361	72,274	73,122	74,676	74,371	75,216	76,938
58	69,939	70,889	71,736	73,314	72,933	73,793	75,607
59	68,418	69,409	70,294	71,833	71,390	72,263	74,171
60	66,791	67,831	68,729	70,289	69,733	70,628	72,614
61	65,053	66,133	67,058	68,618	67,939	68,880	70,994
62	63,208	64,303	65,280	66,837	66,062	67,016	69,126
63	61,243	62,369	63,330	64,942	64,042	65,032	67,189
64	59,167	60,323	61,387	62,930	61,894	62,927	65,120
65	56,972	58,252	59,270	60,801	59,618	60,700	62,921
66	54,660	56,030	57,039	58,533	57,212	58,350	60,591
67	52,237	53,702	54,633	56,192	54,682	55,881	58,136
68	49,704	51,269	52,242	53,714	52,031	53,294	55,539
69	47,072	48,738	49,683	51,128	49,273	50,597	52,866
70	44,346	46,116	47,028	48,439	46,393	47,796	50,066
71	41,539	43,413	44,283	45,637	43,427	44,909	47,171
72	38,664	40,659	41,463	42,793	40,384	41,930	44,194
73	35,741	37,909	38,583	39,860	37,280	38,893	41,133
74	32,786	35,041	35,633	36,877	34,139	35,816	38,063
75	29,823	32,132	32,702	33,863	30,986	32,716	34,933
76	26,877	29,263	29,746	30,839	27,847	29,618	31,844
77	23,976	26,398	26,814	27,832	24,734	26,533	28,760
78	21,143	23,583	23,924	24,868	21,740	23,547	25,729
79	18,418	20,842	21,109	21,976	18,838	20,633	22,779
80	15,823	18,202	18,437	19,183	16,080	17,840	19,938
81	13,383	15,691	15,913	16,340	13,300	15,200	17,233
82	11,129	13,332	13,477	13,688	11,123	12,741	14,693
83	9,080	11,149	11,229	11,424	8,979	10,486	12,341
84	7,233	9,160	9,183	9,339	7,081	8,438	10,192
85	5,638	7,379	7,399	7,511	5,439	6,669	8,263
86	4,299	5,816	5,763	5,832	4,037	5,127	6,368
87	3,170	4,473	4,399	4,504	2,927	3,830	5,104
88	2,239	3,349	3,262	3,346	2,033	2,772	3,869
89	1,530	2,431	2,342	2,407	1,333	1,933	2,833
90	1,018	1,706	1,621	1,669	836	1,233	2,040
91	637	1,132	1,078	1,110	512	827	1,410
92	376	744	689	703	287	501	937
93	208	437	410	423	148	283	597
94	106	263	231	239	69.9	130	362
95	49.6	144	121	123	29.1	72.8	207
96	20.6	71.9	37.6	39.9	10.6	31.3	111
97	7.42	32.8	23.2	26.0	3.21	12.2	39.3
98	2.24	13.4	9.6	9.89	0.734	3.33	23.1
99	0.527	4.74	3.12	3.18	0.116	1.03	10.3
100	0.082	1.40	0.816	0.828	0.0080	0.136	3.31
101	0.0061	0.327	0.137	0.136	---	0.0183	1.08

第 1 表 男女別 L_{∞} の比較 (つづき)

APPENDIX TABLE 1 (continued)

(2) 女 Female

年齢 Age	完全生命表 Complete Life Table	人口問題研究所簡速静止人口表 Abridged Life Tables Prepared by the Inst. of Pop. Prob.				
	第 9 回 9th	第 1 回 1st	第 2 回 2nd	第 3 回 3rd	第 4 回 4th	第 5 回 5th
0	97,514	95,217	97,193	95,841	95,184	96,443
1	94,475	91,717	95,522	93,288	93,933	94,572
2	93,509	89,704	92,192	92,055	92,908	93,657
3	92,795	88,569	91,418	91,273	92,136	92,932
4	92,287	87,848	90,892	90,741	91,598	92,413
5	91,944	87,375	90,519	90,360	91,268	92,054
6	91,716	87,039	90,245	90,099	91,075	91,806
7	91,559	86,783	90,036	89,909	90,947	91,641
8	91,427	86,578	89,881	89,756	90,844	91,521
9	91,323	86,403	89,760	89,622	90,750	91,424
10	91,232	86,247	89,655	89,499	90,657	91,337
11	91,146	86,103	89,553	89,380	90,564	91,251
12	91,061	85,962	89,459	89,257	90,463	91,163
13	90,970	85,809	89,306	89,122	90,349	91,068
14	90,871	85,680	89,151	88,970	90,220	90,963
15	90,762	85,414	88,962	88,794	90,070	90,845
16	90,635	85,150	88,730	88,584	89,898	90,711
17	90,484	84,823	88,451	88,339	89,700	90,558
18	90,304	84,428	88,115	88,051	89,472	90,383
19	90,092	83,969	87,712	87,716	89,209	90,182
20	89,854	83,454	87,253	87,330	88,911	89,955
21	89,596	82,890	86,732	86,900	88,579	89,704
22	89,318	82,293	86,214	86,440	88,219	89,429
23	89,014	81,678	85,655	85,960	87,835	89,134
24	88,690	81,061	85,091	85,268	87,433	88,826
25	88,358	80,452	84,527	84,975	87,017	88,506
26	88,022	79,860	83,968	84,484	86,592	88,177
27	87,679	79,288	83,420	84,037	86,165	87,841
28	87,332	78,733	82,885	83,517	85,739	87,500
29	86,986	78,191	82,367	83,043	85,319	87,158
30	86,640	77,657	81,862	82,575	84,908	86,814
31	86,294	77,129	81,369	82,115	84,505	86,469
32	85,948	76,606	80,885	81,660	84,106	86,123
33	85,599	76,089	80,407	81,210	83,708	85,775
34	85,247	75,576	79,929	80,763	83,309	85,424
35	84,891	75,068	79,450	80,318	82,905	85,068
36	84,529	74,561	78,971	79,874	82,495	84,706
37	84,160	74,054	78,489	79,426	82,080	84,337
38	83,781	73,543	78,004	78,973	81,657	83,962
39	83,389	73,026	77,516	78,513	81,226	83,578
40	82,983	72,501	77,023	78,042	80,788	83,186
41	82,567	71,970	76,524	77,561	80,340	82,783
42	82,141	71,430	76,018	77,072	79,880	82,364
43	81,706	70,884	75,503	76,574	79,405	81,932
44	81,259	70,331	74,978	76,068	78,913	81,473
45	80,792	69,769	74,438	75,553	78,404	80,995
46	80,300	69,196	73,880	75,024	77,874	80,489
47	79,777	68,605	73,302	74,474	77,318	79,955
48	79,219	67,989	72,699	73,896	76,732	79,394
49	78,628	67,359	72,069	73,287	76,113	78,807

第 1 表 (つづき)

APPENDIX TABLE 1 (continued)

(2) 女 Female

年齢 Age	人口問題研究所簡速静止人口表 Abridged Life Tables Prepared by the Inst. of Pop. Prob.						
	第 6 回 6th	第 7 回 7th	第 8 回 8th	第 9 回 9th	第 10 回 10th	第 11 回 11th	第 12 回 12th
0	96,662	96,711	96,919	97,024	96,984	97,249	97,560
1	95,107	95,215	95,715	95,982	95,973	96,331	96,668
2	94,405	94,588	95,193	95,566	95,548	95,963	96,364
3	93,812	94,049	94,732	95,213	95,199	95,651	96,109
4	93,386	93,642	94,370	94,930	94,927	95,399	95,905
5	93,077	93,346	94,108	94,715	94,718	95,203	95,742
6	92,854	93,137	93,929	94,564	94,567	95,060	95,619
7	92,707	92,999	93,810	94,461	94,463	94,961	95,540
8	92,616	92,931	93,724	94,386	94,388	94,889	95,486
9	92,550	92,825	93,653	94,323	94,327	94,830	95,436
10	92,487	92,758	93,591	94,267	94,272	94,779	95,390
11	92,421	92,697	93,535	94,213	94,220	94,729	95,347
12	92,349	92,640	93,480	94,159	94,168	94,679	95,303
13	92,273	92,580	93,422	94,104	94,114	94,627	95,257
14	92,190	92,514	93,358	94,043	94,057	94,570	95,208
15	92,097	92,438	93,285	93,973	93,992	94,507	95,152
16	91,994	92,349	93,199	93,893	93,914	94,431	95,086
17	91,876	92,243	93,099	93,801	93,821	94,340	95,008
18	91,741	92,120	92,984	93,696	93,715	94,237	94,918
19	91,591	91,981	92,855	93,580	93,597	94,124	94,819
20	91,424	91,825	92,710	93,450	93,468	94,000	94,710
21	91,238	91,651	92,548	93,308	93,327	93,863	94,590
22	91,033	91,461	92,370	93,152	93,174	93,713	94,460
23	90,812	91,255	92,178	92,984	93,010	93,552	94,320
24	90,575	91,035	91,974	92,805	92,836	93,382	94,172
25	90,325	90,803	91,758	92,617	92,652	93,203	94,015
26	90,062	90,560	91,532	92,421	92,460	93,017	93,852
27	89,789	90,308	91,298	92,216	92,259	92,825	93,683
28	89,508	90,049	91,058	92,006	92,023	92,628	93,506
29	89,223	89,785	90,813	91,791	91,842	92,427	93,327
30	88,934	89,518	90,564	91,572	91,627	92,222	93,146
31	88,643	89,247	90,312	91,349	91,409	92,015	92,963
32	88,348	88,973	90,057	91,122	91,188	91,804	92,776
33	88,051	88,697	89,799	90,890	90,961	91,588	92,584
34	87,746	88,416	89,535	90,651	90,729	91,367	92,386
35	87,435	88,129	89,265	90,405	90,490	91,138	92,181
36	87,118	87,836	88,988	90,149	90,243	90,901	91,969
37	86,792	87,537	88,703	89,884	89,987	90,655	91,748
38	86,457	87,229	88,409	89,609	89,721	90,398	91,517
39	86,112	86,913	88,105	89,323	89,444	90,130	91,274
40	85,754	86,585	87,789	89,025	89,154	89,849	91,018
41	85,384	86,245	87,460	88,715	88,850	89,554	90,748
42	84,999	85,890	87,116	88,390	88,530	89,242	90,462
43	84,596	85,519	86,755	88,047	88,192	88,912	90,159
44	84,172	85,126	86,375	87,685	87,833	88,561	89,834
45	83,724	84,711	85,972	87,300	87,449	88,187	89,486
46	83,251	84,270	85,544	86,889	87,039	87,787	89,113
47	82,750	83,801	85,090	86,450	86,600	87,339	88,712
48	82,217	83,301	84,605	85,981	86,128	86,900	88,280
49	81,650	82,766	84,087	85,478	85,622	86,407	87,814

第 1 表 L_x の比較 (つづき)

APPENDIX TABLE 1 (continued)

(2) 女 Female

年齢 Age	完全生命表 Complete Life Table	人口問題研究所簡速静止人口表 Abridged Life Tables Prepared by the Inst. of Pop. Prob.				
	第 9 回 9th	第 1 回 1st	第 2 回 2nd	第 3 回 3rd	第 4 回 4th	第 5 回 5th
50	78,010	66,650	71,995	72,635	75,453	78,192
51	77,358	65,923	70,695	71,942	74,753	77,545
52	76,657	65,155	69,959	71,213	74,019	76,861
53	75,906	64,353	69,187	70,447	73,250	76,135
54	75,117	63,520	68,378	69,641	72,444	75,361
55	74,285	62,652	67,526	68,798	71,602	74,533
56	73,397	61,742	66,625	67,807	70,712	73,644
57	72,431	60,778	65,669	66,952	69,752	72,687
58	71,381	59,741	64,652	65,921	68,708	71,653
59	70,276	58,614	63,563	64,806	67,569	70,533
60	69,124	57,384	62,401	63,595	66,320	69,322
61	67,899	56,050	61,165	62,286	64,958	68,015
62	66,580	54,612	59,851	60,887	63,495	66,607
63	65,180	53,074	58,458	59,399	61,935	65,101
64	63,655	51,446	56,985	57,820	60,277	63,498
65	61,984	49,730	55,428	56,154	58,531	61,794
66	60,202	47,931	53,784	54,400	56,692	59,987
67	58,305	46,050	52,050	52,552	54,742	58,077
68	56,291	44,088	50,223	50,608	52,677	56,063
69	54,159	42,048	48,301	48,572	50,498	53,944
70	51,909	39,935	46,283	46,437	48,190	51,740
71	49,544	37,755	44,173	44,207	45,770	49,436
72	47,068	35,516	41,975	41,895	43,283	47,021
73	44,487	33,229	39,694	39,508	40,741	44,520
74	41,812	30,905	37,341	37,055	38,153	41,940
75	39,054	28,559	34,922	34,550	35,554	39,292
76	36,229	26,205	32,499	32,001	32,930	36,591
77	33,356	23,860	29,939	29,419	30,236	33,850
78	30,455	21,543	27,410	26,821	27,482	31,089
79	27,533	19,272	24,886	24,229	24,696	28,326
80	24,676	17,067	22,388	21,669	21,911	25,585
81	21,854	14,947	19,940	19,172	19,183	22,888
82	19,119	12,933	17,569	16,767	16,580	20,260
83	16,500	11,041	15,282	14,476	14,146	17,726
84	14,029	9,289	13,076	12,325	11,916	15,312
85	11,733	7,689	11,024	10,344	9,903	13,041
86	9,637	6,253	9,199	8,559	8,120	10,935
87	7,758	4,985	7,576	6,982	6,573	9,011
88	6,110	3,889	6,171	5,623	5,248	7,285
89	4,696	2,961	4,974	4,473	4,126	5,766
90	3,515	2,194	3,957	3,510	3,191	4,456
91	2,554	1,578	3,093	2,706	2,418	3,354
92	1,797	1,098	2,362	2,040	1,776	2,451
93	1,220	735	1,748	1,491	1,252	1,733
94	796	472	1,241	1,045	838	1,181
95	498	289	834	693	530	771
96	297	168	522	428	313	480
97	168	91.2	297	241	166	283
98	90	46.1	149	117	73.8	156
99	45	21.4	62.2	45.3	27.5	80.2
100	21	9.00	20.3	13.1	7.47	37.7
101	9	3.35	4.56	2.49	1.34	16.0

第 1 表 (つづき)

APPENDIX TABLE 1 (continued)

(2) 女 Female

年齢 Age	人口問題研究所簡潔静止人口表 Abridged Life Tables Prepared by the Inst. of Pop. Prob.						
	第 6 回 6th	第 7 回 7th	第 8 回 8th	第 9 回 9th	第 10 回 10th	第 11 回 11th	第 12 回 12th
50	81,045	82,193	83,535	84,999	85,076	85,878	87,919
51	80,401	81,579	82,943	84,360	84,488	85,909	86,772
52	79,711	80,920	82,308	83,738	83,855	84,697	86,189
53	78,975	80,214	81,634	83,069	83,172	84,038	85,564
54	78,191	79,456	80,910	82,350	82,436	83,328	84,898
55	77,350	78,649	80,130	81,584	81,646	82,569	84,192
56	76,450	77,777	79,287	80,734	80,789	81,744	83,439
57	75,490	76,840	78,381	79,861	79,864	80,853	82,622
58	74,454	75,830	77,401	78,895	78,859	79,889	81,755
59	73,333	74,736	76,338	77,846	77,766	78,838	80,817
60	72,121	73,556	75,190	76,711	76,576	77,698	79,785
61	70,814	72,283	73,949	75,482	75,286	76,455	78,636
62	69,406	70,912	72,611	74,155	73,886	75,110	77,420
63	67,892	69,438	71,169	72,724	72,368	73,655	76,079
64	66,267	67,856	69,619	71,183	70,729	72,087	74,506
65	64,527	66,164	67,957	69,527	68,962	70,387	73,015
66	62,668	64,355	66,176	67,751	67,061	68,564	71,291
67	60,687	62,427	64,273	65,832	65,023	66,607	69,430
68	58,583	60,378	62,250	63,826	62,942	64,515	67,425
69	56,354	58,207	60,099	61,670	60,517	62,281	65,279
70	54,002	55,913	57,820	59,383	58,048	59,906	62,973
71	51,529	53,498	55,417	56,265	55,436	57,388	60,520
72	48,940	50,966	52,891	54,418	52,683	54,724	57,916
73	46,243	48,323	50,245	51,748	49,798	51,943	55,166
74	43,448	45,580	47,489	48,961	46,790	49,029	52,279
75	40,566	42,743	44,639	46,066	43,673	45,997	49,248
76	37,614	39,827	41,689	43,076	40,463	42,864	46,103
77	34,611	36,850	38,672	40,006	37,183	39,648	42,833
78	31,580	33,833	35,604	36,876	33,837	36,371	39,524
79	28,543	30,798	32,506	33,710	30,517	33,059	36,134
80	25,534	27,771	29,404	30,533	27,197	29,744	32,717
81	22,580	24,780	26,326	27,373	23,934	26,459	29,303
82	19,715	21,856	23,304	24,270	20,767	23,238	25,935
83	16,971	19,030	20,370	21,248	17,798	20,124	22,649
84	14,380	16,335	17,537	18,331	14,880	17,153	19,481
85	11,971	13,800	14,892	15,578	12,238	14,364	16,478
86	9,771	11,433	12,424	13,008	9,842	11,793	13,678
87	7,802	9,320	10,163	10,634	7,713	9,467	11,116
88	6,076	7,417	8,133	8,538	5,878	7,410	8,820
89	4,602	5,738	6,352	6,676	4,333	5,638	6,812
90	3,378	4,348	4,827	5,078	3,077	4,133	5,104
91	2,392	3,181	3,536	3,744	2,095	2,948	3,623
92	1,627	2,246	2,529	2,664	1,336	2,006	2,569
93	1,056	1,523	1,728	1,821	830	1,300	1,707
94	630	985	1,129	1,189	475	796	1,076
95	376	605	700	736	231	437	638
96	202	348	407	428	120	242	352
97	99.3	186	221	231	51.3	116	178
98	44.1	91.6	110	114	18.7	30.1	40.8
99	17.1	40.7	49.5	51.3	5.65	10.3	12.6
100	5.65	15.9	19.8	20.2	1.29	5.32	11.1
101	1.49	3.26	6.66	6.73	0.187	1.37	9.01

第2表 男女別 T_{10} (x歳以後の生存延年数) の比較APPENDIX TABLE 2. COMPARISON OF THE INTERPOLATED T_{10} BY SINGLE YEARS IN THE 12TH ABRIDGED LIFE TABLES WITH THOSE IN THE PREVIOUS LIFE TABLES

(1) 男 Male

年齢 Age	完全生命表 Complete Life Table	人口問題研究所簡速静止人口表 Abridged Life Tables Prepared by the Inst. of Pop. Prob.				
	第0回 0th	第1回 1st	第2回 2nd	第3回 3rd	第4回 4th	第5回 5th
0	5,959,989	5,159,877	5,574,505	5,618,744	5,790,626	6,002,878
1	5,862,223	5,039,373	5,477,711	5,523,593	5,695,159	5,906,974
2	5,768,496	4,968,601	5,385,016	5,431,129	5,601,907	5,813,091
3	5,675,600	4,879,852	5,293,681	5,339,893	5,509,664	5,720,086
4	5,583,499	4,792,222	5,203,136	5,249,466	5,418,201	5,627,799
5	5,491,905	4,705,352	5,113,197	5,159,594	5,327,280	5,536,032
6	5,400,664	4,618,972	5,023,523	5,070,112	5,236,695	5,444,629
7	5,309,667	4,532,954	4,934,196	4,980,898	5,146,315	5,353,485
8	5,218,853	4,447,213	4,845,096	4,891,888	5,056,080	5,262,520
9	5,128,189	4,361,703	4,756,173	4,803,052	4,965,964	5,171,691
10	5,037,651	4,276,364	4,667,390	4,714,370	4,875,957	5,080,273
11	4,947,312	4,191,232	4,578,734	4,625,822	4,786,055	4,990,352
12	4,856,882	4,106,228	4,490,166	4,537,390	4,696,255	4,899,820
13	4,766,694	4,021,362	4,401,720	4,449,062	4,606,556	4,809,377
14	4,676,474	3,936,639	4,313,398	4,360,838	4,516,965	4,719,028
15	4,586,403	3,852,080	4,225,213	4,272,729	4,427,496	4,628,782
16	4,496,438	3,767,721	4,137,193	4,184,760	4,338,169	4,538,634
17	4,406,596	3,683,610	4,049,382	4,096,966	4,249,009	4,448,664
18	4,316,911	3,599,811	3,961,830	4,009,384	4,160,047	4,358,836
19	4,227,420	3,516,397	3,874,601	3,922,062	4,071,319	4,269,197
20	4,138,162	3,433,443	3,787,777	3,835,060	3,982,867	4,179,779
21	4,049,170	3,351,094	3,701,429	3,748,444	3,894,735	4,090,614
22	3,960,468	3,269,239	3,615,613	3,662,277	3,806,968	4,001,733
23	3,872,079	3,188,122	3,530,381	3,576,606	3,719,600	3,913,163
24	3,784,627	3,107,726	3,445,769	3,491,463	3,632,658	3,824,932
25	3,696,390	3,028,068	3,361,799	3,406,878	3,546,163	3,737,047
26	3,608,997	2,949,141	3,278,480	3,322,859	3,460,133	3,649,519
27	3,522,093	2,870,923	3,195,811	3,239,413	3,374,378	3,562,353
28	3,435,440	2,793,388	3,113,783	3,156,336	3,289,498	3,475,538
29	3,349,219	2,716,510	3,032,380	3,074,218	3,204,888	3,389,129
30	3,263,373	2,640,268	2,951,373	2,992,446	3,120,740	3,303,066
31	3,177,909	2,564,647	2,871,340	2,911,199	3,037,099	3,217,366
32	3,092,811	2,489,633	2,791,663	2,830,460	2,953,773	3,132,026
33	3,008,074	2,415,222	2,712,326	2,750,221	2,870,936	3,047,045
34	2,923,701	2,341,400	2,633,920	2,670,478	2,788,526	2,962,423
35	2,839,626	2,268,164	2,555,847	2,591,231	2,706,344	2,878,163
36	2,756,064	2,195,313	2,478,308	2,512,487	2,624,999	2,794,272
37	2,672,816	2,123,446	2,401,307	2,434,233	2,543,361	2,710,739
38	2,589,966	2,051,967	2,324,830	2,356,333	2,463,239	2,627,633
39	2,507,525	1,981,082	2,248,943	2,279,340	2,383,084	2,544,314
40	2,425,307	1,910,798	2,173,593	2,202,673	2,303,987	2,462,614
41	2,343,934	1,841,124	2,098,810	2,126,546	2,224,179	2,380,733
42	2,262,831	1,772,070	2,024,603	2,050,963	2,145,476	2,299,360
43	2,182,220	1,703,630	1,950,986	1,975,940	2,067,300	2,218,434
44	2,102,123	1,635,879	1,877,973	1,901,497	1,989,677	2,138,066
45	2,022,378	1,568,773	1,805,388	1,827,636	1,912,633	2,058,223
46	1,943,612	1,502,339	1,733,847	1,754,443	1,836,208	1,979,363
47	1,865,237	1,436,637	1,662,777	1,681,888	1,760,431	1,901,322
48	1,787,396	1,371,700	1,592,407	1,610,023	1,685,341	1,823,333
49	1,710,361	1,307,323	1,522,769	1,538,804	1,601,977	1,746,044

第2表 (つづき)

APPENDIX TABLE 2 (continued)

(1) 男 Male

年齢 Age	人口問題研究所簡速静止人口表 Abridged Life Tables Prepared by the Inst. of Pop. Prob.						
	第6回 6th	第7回 7th	第8回 8th	第9回 9th	第10回 10th	第11回 11th	第12回 12th
0	6,129,766	6,215,284	6,279,634	6,363,022	6,301,660	6,378,263	6,498,414
1	6,039,604	6,119,087	6,183,179	6,266,473	6,205,193	6,281,554	6,401,310
2	5,939,103	6,024,489	6,088,031	6,171,073	6,109,861	6,185,886	6,305,228
3	5,845,300	5,930,503	5,993,410	6,076,119	6,014,969	6,090,610	6,209,471
4	5,752,100	5,837,056	5,899,261	5,981,548	5,920,442	5,995,665	6,113,996
5	5,659,336	5,744,022	5,805,484	5,887,274	5,826,201	5,900,986	6,018,749
6	5,566,862	5,651,287	5,711,981	5,793,236	5,732,188	5,806,519	5,923,690
7	5,474,625	5,558,767	5,618,676	5,699,331	5,638,354	5,712,219	5,828,782
8	5,382,559	5,466,405	5,525,516	5,605,663	5,544,654	5,618,043	5,733,990
9	5,290,619	5,374,164	5,432,469	5,512,051	5,451,056	5,523,962	5,639,288
10	5,198,781	5,282,023	5,339,514	5,418,527	5,357,543	5,429,960	5,544,662
11	5,107,032	5,189,968	5,246,639	5,322,078	5,264,102	5,336,027	5,450,103
12	5,015,360	5,097,991	5,153,837	5,231,696	5,170,726	5,242,155	5,355,604
13	4,923,764	5,006,088	5,061,104	5,138,379	5,077,411	5,148,341	5,261,163
14	4,832,249	4,914,261	4,968,442	5,045,128	4,984,159	5,054,587	5,166,782
15	4,740,823	4,822,517	4,875,859	4,951,951	4,890,978	4,960,902	5,072,467
16	4,649,497	4,730,868	4,783,367	4,858,861	4,797,880	4,867,300	4,978,231
17	4,558,286	4,639,330	4,690,984	4,765,876	4,704,884	4,773,800	4,884,089
18	4,467,212	4,547,923	4,598,731	4,673,015	4,612,010	4,680,422	4,790,057
19	4,376,296	4,456,666	4,506,627	4,580,297	4,519,277	4,587,184	4,696,151
20	4,285,557	4,365,576	4,414,693	4,487,740	4,426,703	4,494,102	4,602,386
21	4,195,016	4,274,674	4,322,950	4,395,363	4,334,307	4,401,194	4,508,776
22	4,104,691	4,183,981	4,231,420	4,303,185	4,242,087	4,308,477	4,415,335
23	4,014,603	4,093,519	4,140,126	4,211,225	4,150,100	4,215,968	4,322,078
24	3,924,771	4,003,308	4,049,086	4,119,497	4,058,339	4,123,680	4,229,016
25	3,835,209	3,913,362	3,958,315	4,028,013	3,966,812	4,031,624	4,136,159
26	3,745,929	3,823,693	3,867,825	3,936,782	3,875,526	3,939,809	4,043,516
27	3,656,942	3,734,309	3,777,626	3,845,810	3,784,488	3,848,240	3,951,094
28	3,568,258	3,645,217	3,687,725	3,755,101	3,693,704	3,756,920	3,858,900
29	3,479,879	3,556,420	3,598,126	3,664,656	3,603,178	3,665,852	3,766,937
30	3,391,806	3,467,919	3,508,832	3,574,477	3,512,911	3,575,037	3,675,206
31	3,304,040	3,379,713	3,419,844	3,484,564	3,422,902	3,484,475	3,583,709
32	3,216,581	3,291,802	3,331,161	3,394,917	3,333,150	3,394,165	3,492,448
33	3,129,429	3,204,186	3,242,779	3,305,536	3,243,654	3,304,107	3,401,423
34	3,042,584	3,116,867	3,154,697	3,216,423	3,154,418	3,214,305	3,310,638
35	2,956,054	3,029,849	3,066,920	3,127,583	3,065,447	3,124,764	3,220,099
36	2,869,846	2,943,138	2,979,452	3,039,024	2,976,750	3,035,491	3,129,814
37	2,783,969	2,856,743	2,892,301	2,950,753	2,888,337	2,946,494	3,039,792
38	2,698,434	2,770,673	2,805,477	2,862,781	2,800,220	2,857,784	2,950,044
39	2,613,254	2,684,941	2,718,992	2,775,122	2,712,414	2,769,373	2,860,583
40	2,528,445	2,599,563	2,632,861	2,687,791	2,624,935	2,681,278	2,771,424
41	2,444,026	2,514,356	2,547,103	2,600,807	2,537,804	2,593,518	2,682,586
42	2,360,018	2,429,941	2,461,738	2,514,192	2,451,043	2,506,115	2,594,089
43	2,276,446	2,345,743	2,376,791	2,427,970	2,364,677	2,419,093	2,505,956
44	2,193,336	2,261,987	2,292,288	2,342,168	2,278,736	2,332,481	2,418,214
45	2,110,723	2,178,706	2,208,239	2,256,818	2,193,253	2,246,312	2,330,893
46	2,028,643	2,095,935	2,124,740	2,171,954	2,108,265	2,160,622	2,244,027
47	1,947,133	2,013,713	2,041,770	2,087,616	2,023,814	2,075,453	2,157,653
48	1,866,244	1,932,084	1,959,392	2,003,846	1,939,945	1,990,852	2,071,813
49	1,786,017	1,851,096	1,877,653	1,920,690	1,856,710	1,906,869	1,986,557

第2表 T_x の比較 (つづき)

APPENDIX TABLE 2 (continued)

(I) 男 Male

年齢 Age	完全生命表 Complete Life Table	人口問題研究所簡速静止人口表 Abridged Life Tables Prepared by the Inst. of Pop. Prob.				
	第9回 9th	第1回 1st	第2回 2nd	第3回 3rd	第4回 4th	第5回 5th
50	1,634,917	1,244,176	1,453,898	1,468,511	1,537,982	1,669,493
51	1,558,865	1,181,700	1,385,838	1,398,948	1,464,602	1,593,729
52	1,484,253	1,120,149	1,318,636	1,330,245	1,392,686	1,518,805
53	1,410,540	1,059,579	1,252,347	1,262,455	1,321,687	1,444,778
54	1,337,793	1,000,046	1,187,034	1,195,638	1,251,663	1,371,710
55	1,266,081	941,606	1,122,769	1,130,146	1,182,678	1,299,669
56	1,195,477	884,331	1,059,625	1,065,477	1,114,801	1,228,730
57	1,126,063	828,296	997,676	1,001,998	1,048,113	1,158,976
58	1,057,939	773,570	937,001	939,863	982,710	1,090,498
59	991,215	720,235	877,675	879,237	918,701	1,023,400
60	925,975	668,388	819,770	820,155	856,202	957,797
61	862,292	618,129	763,369	762,648	795,337	893,808
62	800,266	569,556	708,566	706,659	736,233	831,551
63	740,051	522,764	655,457	652,406	679,020	771,141
64	681,798	477,838	604,149	600,071	623,825	712,679
65	625,620	434,853	554,760	549,764	570,770	656,253
66	571,625	393,876	507,392	501,590	519,968	601,949
67	519,918	354,966	462,128	455,641	471,520	549,849
68	470,596	318,175	419,041	411,989	425,511	500,033
69	423,748	283,548	378,177	370,689	382,012	452,576
70	379,455	251,121	339,563	331,781	341,075	407,545
71	337,784	220,920	305,224	295,291	302,747	364,999
72	298,790	192,958	269,185	261,231	267,051	324,989
73	262,512	167,236	237,460	229,603	233,977	287,553
74	228,970	143,740	208,064	200,398	203,498	252,718
75	198,167	122,440	181,012	173,594	175,577	220,495
76	170,085	103,290	156,291	149,165	150,150	190,882
77	144,685	86,226	133,856	127,067	127,156	163,858
78	121,905	71,170	113,650	107,229	106,559	139,985
79	101,661	58,025	95,381	89,566	88,308	117,406
80	83,849	46,680	79,521	73,983	72,330	97,846
81	68,343	37,012	65,366	60,377	58,527	80,610
82	55,000	28,886	53,030	48,633	46,768	65,585
83	43,661	22,160	42,409	38,628	36,891	52,640
84	34,154	16,688	33,414	30,239	28,711	41,630
85	26,298	12,321	25,970	23,333	22,033	32,337
86	19,908	8,907	19,233	17,754	16,662	24,773
87	14,797	6,296	15,104	13,329	12,407	18,582
88	10,784	4,345	11,300	9,878	9,081	13,648
89	7,695	2,922	8,337	7,221	6,516	9,795
90	5,367	1,909	6,046	5,193	4,568	6,853
91	3,653	1,207	4,291	3,659	3,113	4,662
92	2,422	735	2,963	2,511	2,049	3,075
93	1,561	428	1,976	1,665	1,293	1,960
94	976	237	1,260	1,056	775	1,202
95	591	124	759	632	436	706
96	346	60.6	425	350	226	395
97	195	27.4	216	175	105	209
98	106	11.3	97	75.8	41.5	104
99	55	4.20	37	26.4	13.3	48.0
100	27	1.97	10.6	6.94	3.19	20.4
101	13	0.382	2.17	1.22	0.512	7.86

第2表 (つづき)

APPENDIX TABLE 2 (continued)

(1) 男 Male

年齢 Age	人口問題研究所簡速静止人口表 Abridged Life Tables Prepared by the Inst. of Pop. Prob.						
	第6回 6th	第7回 7th	第8回 8th	第9回 9th	第10回 10th	第11回 11th	第12回 12th
50	1,706,503	1,770,801	1,796,604	1,838,201	1,774,164	1,823,561	1,901,940
51	1,627,757	1,691,257	1,716,300	1,756,436	1,692,369	1,740,990	1,818,025
52	1,549,839	1,612,525	1,636,802	1,675,457	1,611,392	1,659,224	1,734,881
53	1,472,813	1,534,673	1,558,176	1,595,331	1,531,306	1,578,338	1,652,581
54	1,396,751	1,457,773	1,480,493	1,516,132	1,452,188	1,498,410	1,571,199
55	1,321,734	1,381,903	1,403,830	1,437,937	1,374,121	1,419,524	1,490,809
56	1,247,847	1,307,138	1,328,257	1,360,821	1,297,185	1,341,761	1,411,481
57	1,175,174	1,233,572	1,253,863	1,284,878	1,221,483	1,265,222	1,333,305
58	1,103,813	1,161,298	1,180,741	1,210,202	1,147,112	1,190,006	1,256,367
59	1,033,874	1,090,409	1,108,985	1,136,888	1,074,177	1,116,213	1,180,760
60	965,456	1,021,000	1,038,691	1,065,035	1,002,787	1,043,948	1,106,589
61	898,665	953,169	969,962	994,746	933,054	973,320	1,033,975
62	833,610	887,019	902,904	926,128	865,093	904,440	963,041
63	770,402	822,656	837,624	859,291	799,093	837,424	893,915
64	709,157	760,187	774,234	794,349	734,991	772,392	826,726
65	649,990	699,722	712,847	731,419	673,097	709,465	761,606
66	593,018	641,370	653,577	670,618	613,479	648,765	698,685
67	538,358	585,240	596,538	612,063	556,267	590,415	638,094
68	486,121	531,438	541,843	555,871	501,585	534,534	579,958
69	436,417	480,069	489,601	502,157	449,554	481,240	524,399
70	389,345	431,231	439,918	451,029	400,279	430,643	471,533
71	344,999	385,015	392,890	402,590	353,886	382,847	421,467
72	303,460	341,502	348,605	356,933	310,459	337,944	374,296
73	264,796	300,763	307,140	314,140	270,075	296,014	330,102
74	229,055	262,854	265,557	274,280	232,795	257,119	288,949
75	196,269	227,813	229,902	237,403	198,656	221,303	250,884
76	166,446	193,661	197,200	203,540	167,670	188,587	215,931
77	139,569	166,398	167,454	172,701	139,823	158,969	184,087
78	115,593	140,000	140,640	144,869	115,069	132,416	155,927
79	94,448	116,417	116,716	120,001	93,329	108,869	129,598
80	76,030	95,575	95,607	98,025	74,491	88,236	106,819
81	60,207	77,373	77,170	78,842	58,411	70,396	86,881
82	46,824	61,682	61,257	62,502	44,911	55,196	69,646
83	35,695	48,350	47,780	48,814	33,786	42,455	54,951
84	26,615	37,201	36,551	37,390	24,807	31,969	42,610
85	19,362	28,041	27,366	28,031	17,726	23,511	32,418
86	13,704	20,662	20,007	20,520	12,287	16,842	24,153
87	9,405	14,846	14,244	14,628	8,230	11,715	17,585
88	6,235	10,373	9,845	10,124	5,303	7,885	12,481
89	3,976	7,024	6,583	6,778	3,270	5,113	8,612
90	2,426	4,593	4,241	4,371	1,917	3,180	5,759
91	1,408	2,887	2,620	2,702	1,061	1,885	3,719
92	771	1,735	1,542	1,592	549	1,058	2,309
93	395	991	859	887	262	557	1,372
94	187	534	449	464	114	272	775
95	80.5	269	218	225	43.8	122	413
96	30.9	125	96.5	100	14.7	48.8	207
97	10.9	52.7	38.9	40.1	4.09	17.4	93.8
98	2.86	19.9	13.7	14.1	0.878	5.20	40.5
99	0.623	6.52	4.11	4.18	0.124	1.25	15.4
100	0.0955	1.78	0.990	1.00	0.0080	0.214	4.89
101	0.00622	0.383	0.174	0.173	—	0.0183	1.38

第2表 男女別 T_x の比較 (つづき)

APPENDIX TABLE 2 (continued)

(2) 女 Female

年齢 Age	完全生命表 Complete Life Table	人口問題研究所簡速静止人口表 Abridged Life Tables Prepared by the Inst. of Pop. Prob.				
	第9回 9th	第1回 1st	第2回 2nd	第3回 3rd	第4回 4th	第5回 5th
0	6,297,590	5,528,072	5,993,080	5,960,367	6,113,444	6,322,963
1	6,200,076	5,432,855	5,895,887	5,864,526	6,018,260	6,226,320
2	6,105,601	5,341,198	5,742,365	5,771,238	5,924,327	6,131,248
3	6,012,092	5,251,434	5,650,173	5,679,183	5,831,419	6,038,291
4	5,919,297	5,162,865	5,558,755	5,587,910	5,739,283	5,945,359
5	5,827,010	5,075,017	5,467,863	5,497,169	5,647,685	5,852,946
6	5,735,066	4,987,642	5,377,344	5,406,809	5,556,417	5,760,892
7	5,643,350	4,900,603	5,287,099	5,316,710	5,465,342	5,669,086
8	5,551,797	4,813,820	5,197,063	5,226,801	5,374,395	5,577,445
9	5,460,370	4,727,242	5,107,182	5,137,045	5,283,551	5,485,924
10	5,369,047	4,640,839	5,017,422	5,047,423	5,192,801	5,394,500
11	5,277,815	4,554,592	4,927,767	4,957,924	5,102,144	5,303,163
12	5,186,669	4,468,489	4,838,214	4,868,544	5,011,580	5,211,912
13	5,095,608	4,382,527	4,748,775	4,779,287	4,921,117	5,120,749
14	5,004,638	4,296,718	4,659,469	4,690,165	4,830,768	5,029,661
15	4,913,767	4,211,088	4,570,318	4,601,195	4,740,548	4,938,718
16	4,823,005	4,125,674	4,481,356	4,512,401	4,650,478	4,847,873
17	4,732,370	4,040,524	4,392,626	4,423,817	4,560,580	4,757,162
18	4,641,886	3,955,701	4,304,175	4,335,478	4,470,880	4,666,604
19	4,551,582	3,871,273	4,216,060	4,247,427	4,381,408	4,576,221
20	4,461,490	3,787,304	4,128,348	4,159,711	4,292,199	4,486,039
21	4,371,636	3,703,850	4,041,095	4,072,381	4,203,288	4,396,084
22	4,282,040	3,620,260	3,954,343	3,985,481	4,114,709	4,306,380
23	4,192,722	3,538,667	3,868,129	3,899,041	4,026,490	4,216,951
24	4,103,708	3,456,989	3,782,474	3,813,081	3,938,655	4,127,817
25	4,015,018	3,375,928	3,697,383	3,727,813	3,851,222	4,038,921
26	3,926,660	3,295,476	3,612,856	3,642,838	3,764,203	3,950,483
27	3,838,638	3,215,616	3,528,888	3,558,334	3,677,613	3,862,308
28	3,750,959	3,136,328	3,445,468	3,474,317	3,591,448	3,774,467
29	3,663,627	3,057,595	3,362,583	3,390,800	3,505,709	3,686,967
30	3,576,641	2,979,404	3,280,216	3,307,757	3,420,390	3,599,809
31	3,490,001	2,901,747	3,198,354	3,225,182	3,335,482	3,512,993
32	3,403,707	2,824,618	3,116,985	3,143,067	3,250,977	3,426,526
33	3,317,759	2,748,012	3,036,100	3,061,407	3,166,871	3,340,403
34	3,232,160	2,671,923	2,955,693	2,980,197	3,083,163	3,254,628
35	3,146,913	2,596,347	2,875,764	2,899,434	2,999,854	3,169,204
36	3,062,022	2,521,279	2,796,314	2,819,116	2,916,949	3,084,136
37	2,977,495	2,446,718	2,717,343	2,739,242	2,834,454	2,999,430
38	2,893,335	2,372,664	2,638,854	2,659,816	2,752,374	2,915,093
39	2,809,554	2,299,121	2,560,850	2,580,843	2,670,717	2,831,131
40	2,726,165	2,226,095	2,483,334	2,502,320	2,589,491	2,747,553
41	2,643,182	2,153,594	2,406,311	2,424,288	2,508,703	2,664,367
42	2,560,615	2,081,624	2,329,787	2,346,727	2,428,363	2,581,384
43	2,478,474	2,010,194	2,253,769	2,269,653	2,348,483	2,499,220
44	2,396,768	1,939,310	2,178,266	2,193,081	2,269,078	2,417,288
45	2,315,509	1,868,979	2,103,288	2,117,013	2,190,165	2,335,813
46	2,234,717	1,799,210	2,028,830	2,041,960	2,111,761	2,254,818
47	2,154,417	1,730,014	1,954,270	1,966,936	2,033,887	2,174,329
48	2,074,640	1,661,409	1,881,668	1,892,462	1,956,569	2,094,374
49	1,995,421	1,593,420	1,808,969	1,818,566	1,879,837	2,014,980

第2表 (つづき)

APPENDIX TABLE 2 (continued)

(2) 女 Female

年齢 Age	人口問題研究所簡速静止人口表 Abridged Life Tables Prepared by the Inst. of Pop. Prob.						
	第6回 6th	第7回 7th	第8回 8th	第9回 9th	第10回 10th	第11回 11th	第12回 12th
0	6,467,363	6,566,406	6,679,073	6,776,337	6,711,660	6,811,071	6,922,398
1	6,370,703	6,469,693	6,582,136	6,679,313	6,614,676	6,713,822	6,824,838
2	6,275,526	6,374,480	6,486,441	6,583,331	6,518,703	6,617,491	6,728,170
3	6,181,191	6,279,892	6,391,248	6,487,763	6,423,153	6,521,528	6,631,806
4	6,087,379	6,185,843	6,296,516	6,392,552	6,327,956	6,425,877	6,535,697
5	5,993,993	6,092,201	6,202,146	6,297,622	6,233,029	6,330,478	6,439,792
6	5,900,916	5,998,853	6,108,038	6,202,907	6,138,311	6,235,273	6,344,030
7	5,808,062	5,905,718	6,014,109	6,108,343	6,043,744	6,140,213	6,248,431
8	5,715,355	5,812,719	5,920,299	6,013,882	5,949,281	6,045,254	6,152,891
9	5,622,739	5,719,788	5,826,575	5,919,496	5,854,823	5,950,369	6,057,403
10	5,530,189	5,626,963	5,732,922	5,825,173	5,760,566	5,855,535	5,951,969
11	5,437,702	5,534,205	5,639,331	5,730,906	5,666,294	5,760,796	5,856,379
12	5,345,281	5,441,508	5,545,796	5,636,693	5,572,074	5,666,027	5,761,232
13	5,252,922	5,348,868	5,452,316	5,542,334	5,477,906	5,571,348	5,665,929
14	5,160,639	5,256,288	5,358,894	5,448,430	5,383,792	5,476,721	5,571,673
15	5,068,469	5,165,774	5,265,536	5,354,387	5,289,733	5,382,131	5,478,464
16	4,976,372	5,071,336	5,172,231	5,260,414	5,195,743	5,287,644	5,385,312
17	4,884,378	4,978,987	5,079,052	5,166,521	5,101,829	5,193,213	5,292,226
18	4,792,302	4,886,744	4,985,233	5,072,720	5,008,008	5,098,873	5,199,218
19	4,700,761	4,794,624	4,892,269	4,979,024	4,914,233	5,004,636	5,105,300
20	4,609,170	4,702,643	4,800,114	4,885,444	4,820,696	4,910,512	5,010,481
21	4,517,746	4,610,818	4,707,404	4,791,994	4,727,228	4,816,312	4,915,771
22	4,426,508	4,519,167	4,614,836	4,698,686	4,633,901	4,722,649	4,821,181
23	4,335,475	4,427,706	4,522,486	4,605,334	4,540,727	4,628,336	4,726,721
24	4,244,663	4,336,431	4,430,308	4,512,330	4,447,717	4,533,384	4,632,401
25	4,154,088	4,245,416	4,338,334	4,419,743	4,354,881	4,442,002	4,538,229
26	4,063,763	4,154,613	4,246,376	4,327,128	4,262,229	4,348,799	4,444,214
27	3,973,701	4,064,033	4,155,044	4,234,707	4,169,769	4,255,782	4,350,362
28	3,883,912	3,973,743	4,063,746	4,142,491	4,077,310	4,162,937	4,256,679
29	3,794,404	3,883,696	3,972,688	4,050,483	3,985,487	4,070,229	4,163,173
30	3,705,181	3,793,911	3,881,875	3,958,694	3,893,643	3,977,902	4,069,846
31	3,616,247	3,704,393	3,791,311	3,867,122	3,802,018	3,885,680	4,006,700
32	3,527,604	3,615,146	3,700,999	3,775,773	3,710,609	3,793,663	3,913,737
33	3,439,236	3,526,173	3,610,942	3,684,631	3,619,421	3,701,861	3,820,961
34	3,351,205	3,437,476	3,521,143	3,593,761	3,528,460	3,610,273	3,728,377
35	3,263,459	3,349,060	3,431,608	3,503,110	3,437,731	3,518,906	3,635,991
36	3,176,024	3,260,231	3,342,343	3,412,703	3,347,241	3,427,768	3,543,810
37	3,088,906	3,173,093	3,253,353	3,322,336	3,256,998	3,336,867	3,451,841
38	3,002,114	3,085,338	3,164,632	3,232,672	3,167,011	3,246,212	3,360,093
39	2,915,637	2,998,329	3,076,243	3,143,063	3,077,290	3,155,814	3,268,376
40	2,829,345	2,911,416	2,988,138	3,053,740	2,987,846	3,065,684	3,177,302
41	2,743,791	2,824,831	2,900,349	2,964,713	2,898,692	2,975,833	3,086,284
42	2,658,407	2,738,586	2,812,869	2,876,000	2,809,842	2,886,281	2,995,336
43	2,573,408	2,652,696	2,725,773	2,787,610	2,721,312	2,797,039	2,903,074
44	2,488,812	2,567,177	2,639,018	2,699,363	2,633,120	2,708,127	2,814,913
45	2,404,640	2,482,031	2,552,643	2,611,878	2,545,287	2,619,366	2,723,081
46	2,320,916	2,397,340	2,466,671	2,524,378	2,457,838	2,531,379	2,633,233
47	2,237,663	2,313,070	2,381,127	2,437,689	2,370,799	2,443,392	2,546,482
48	2,154,913	2,229,269	2,296,037	2,351,232	2,284,199	2,356,233	2,457,770
49	2,072,698	2,145,368	2,211,432	2,265,238	2,198,071	2,269,333	2,369,490

第2表 T_w の比較 (つづき)

APPENDIX TABLE 2 (continued)

(2) 女 Female

年齢 Age	完全生命表 Complete Life Table	人口問題研究所簡便静止人口表 Abridged Life Tables Prepared by the Inst. of Pop. Prob.				
	第 0 回 0th	第 1 回 1st	第 2 回 2nd	第 3 回 3rd	第 4 回 4th	第 5 回 5th
50	1,916,799	1,926,081	1,736,906	1,745,279	1,809,724	1,936,179
51	1,898,783	1,459,431	1,665,511	1,672,644	1,728,271	1,857,981
52	1,761,429	1,399,508	1,594,816	1,600,702	1,659,518	1,780,436
53	1,684,768	1,328,359	1,524,857	1,529,489	1,579,499	1,709,575
54	1,608,862	1,264,000	1,455,670	1,459,042	1,506,249	1,627,440
55	1,539,745	1,200,480	1,387,292	1,389,401	1,439,805	1,552,079
56	1,439,460	1,137,828	1,319,766	1,320,609	1,362,209	1,477,546
57	1,396,069	1,076,086	1,259,141	1,252,796	1,291,491	1,409,902
58	1,319,692	1,015,908	1,187,472	1,189,844	1,221,739	1,331,215
59	1,242,291	959,567	1,122,820	1,119,929	1,159,091	1,259,562
60	1,171,979	896,959	1,059,257	1,055,117	1,089,462	1,189,029
61	1,102,891	839,569	996,856	991,322	1,029,142	1,119,707
62	1,034,952	789,519	935,691	929,296	954,184	1,051,692
63	968,972	738,907	875,840	868,949	890,689	983,085
64	903,192	675,899	817,382	808,950	828,754	919,984
65	839,537	624,987	760,997	751,190	768,477	856,486
66	777,599	574,657	704,969	694,976	709,946	794,692
67	717,991	526,726	651,189	640,376	659,254	734,705
68	659,046	480,676	599,199	588,024	598,512	676,628
69	602,729	436,388	548,912	537,416	545,899	620,565
70	548,596	394,540	500,611	488,844	495,997	566,621
71	496,687	354,609	454,928	442,407	447,147	514,881
72	447,149	316,850	410,155	398,200	401,977	465,445
73	400,079	281,994	368,180	356,905	358,094	418,424
74	355,988	248,109	328,486	316,797	317,959	379,904
75	319,776	217,200	291,149	279,742	279,200	331,964
76	274,722	188,641	256,229	245,192	249,646	292,672
77	236,499	162,436	229,724	219,191	210,716	256,081
78	209,197	138,976	199,789	189,772	180,480	222,291
79	174,682	117,099	166,979	156,991	152,998	191,142
80	147,129	97,761	141,489	132,722	128,902	162,816
81	122,459	80,694	119,101	111,059	106,991	137,291
82	100,599	65,747	99,161	91,881	87,288	114,949
83	81,480	52,814	81,592	75,114	70,628	94,089
84	64,980	41,779	66,910	60,698	56,482	76,997
85	50,991	32,484	53,294	48,919	44,566	61,049
86	39,218	24,799	42,210	37,969	34,669	48,004
87	29,981	18,542	33,011	29,410	26,549	37,069
88	21,829	13,597	25,499	22,428	19,970	28,058
89	15,719	9,668	19,264	16,809	14,722	20,779
90	11,017	6,707	14,290	12,992	10,996	15,007
91	7,902	4,519	10,999	8,822	7,409	10,591
92	4,948	2,999	7,240	6,116	4,987	7,197
93	3,191	1,897	4,878	4,076	3,211	4,746
94	1,991	1,102	3,190	2,585	1,999	3,019
95	1,199	690	1,889	1,540	1,121	1,892
96	697	341	1,099	847	591	1,011
97	340	179	599	419	278	581
98	172	81.9	296	178	112	298
99	82	99.2	87.6	61.0	96.4	142
100	97	19.8	29.4	19.8	8.99	62.2
101	16	4.77	9.09	2.79	1.46	24.5

第 2 表 (つづき)

APPENDIX TABLE 2 (continued)

(2) 女 Female

年齢 Age	人口問題研究所簡速静止人口表 Abridged Life Tables Prepared by the Inst. of Pop. Prob.						
	第 6 回 6th	第 7 回 7th	第 8 回 8th	第 9 回 9th	第 10 回 10th	第 11 回 11th	第 12 回 12th
50	1,991,048	2,069,202	2,127,345	2,179,780	2,112,449	2,182,926	2,281,676
51	1,910,003	1,981,009	2,049,810	2,094,841	2,027,373	2,097,048	2,194,363
52	1,829,602	1,899,430	1,960,867	2,010,481	1,942,885	2,011,739	2,107,591
53	1,749,821	1,818,510	1,878,559	1,926,743	1,859,030	1,927,042	2,021,402
54	1,670,916	1,738,296	1,796,925	1,843,674	1,775,858	1,843,004	1,935,838
55	1,592,725	1,658,840	1,716,015	1,761,324	1,693,422	1,759,676	1,850,940
56	1,515,375	1,580,191	1,635,885	1,679,740	1,611,776	1,677,107	1,766,748
57	1,438,925	1,502,414	1,556,598	1,598,986	1,530,987	1,595,363	1,683,315
58	1,363,435	1,425,574	1,478,217	1,519,125	1,451,123	1,514,508	1,600,693
59	1,288,981	1,349,744	1,400,816	1,440,230	1,372,264	1,434,619	1,518,933
60	1,215,648	1,275,008	1,324,478	1,362,384	1,294,498	1,355,781	1,438,121
61	1,143,527	1,201,452	1,249,288	1,285,673	1,217,922	1,278,086	1,358,336
62	1,072,713	1,129,169	1,175,339	1,210,191	1,142,636	1,201,631	1,279,680
63	1,003,307	1,058,237	1,102,728	1,136,036	1,068,750	1,126,521	1,202,260
64	935,415	988,819	1,031,559	1,063,312	996,382	1,052,866	1,126,187
65	869,148	920,963	961,940	992,129	923,653	980,779	1,051,581
66	804,621	854,799	893,983	922,602	856,691	910,392	978,566
67	741,959	790,444	827,807	854,851	789,630	841,828	907,275
68	681,266	728,017	763,532	788,999	724,607	775,221	837,845
69	622,683	667,639	701,282	725,173	661,765	710,706	770,420
70	566,329	609,432	641,183	663,503	601,248	648,423	705,147
71	512,327	553,519	583,363	604,120	543,200	588,519	642,174
72	460,798	500,021	527,946	547,153	487,764	531,131	581,654
73	411,858	449,055	475,055	492,737	435,081	476,397	523,738
74	365,615	400,730	424,810	440,989	385,283	424,432	468,572
75	322,167	353,150	377,321	392,028	338,493	375,423	416,299
76	281,601	312,407	332,688	345,962	294,820	329,426	367,051
77	243,987	272,580	290,999	302,886	254,357	286,562	320,948
78	209,376	235,730	252,327	262,880	217,174	246,914	278,093
79	177,796	201,893	216,723	226,004	183,317	210,543	238,569
80	149,251	171,097	184,217	192,294	152,800	177,484	202,435
81	123,717	143,326	154,813	161,761	125,603	147,740	169,718
82	101,137	118,546	128,487	134,388	101,669	121,281	140,415
83	81,422	96,690	103,183	110,118	80,902	98,043	114,480
84	64,451	77,660	84,813	89,870	63,167	77,919	91,831
85	50,071	61,325	67,236	70,539	48,237	60,766	72,350
86	38,100	47,525	52,337	54,961	36,049	46,402	55,872
87	28,329	36,072	39,933	41,953	26,207	34,609	42,194
88	20,527	26,752	29,770	31,299	18,492	25,142	31,078
89	14,451	19,335	21,637	22,761	12,614	17,732	22,258
90	9,849	13,577	15,285	16,085	8,281	12,094	15,445
91	6,471	9,229	10,458	11,007	5,204	7,941	10,341
92	4,079	6,048	6,902	7,263	3,109	4,993	6,648
93	2,452	3,802	4,373	4,599	1,733	2,987	4,079
94	1,396	2,279	2,645	2,778	923	1,687	2,372
95	746	1,294	1,516	1,589	448	891	1,296
96	370	689	816	853	197	434	658
97	168	341	409	425	77.2	192	306
98	68.7	133	188	194	25.9	75.5	128
99	24.6	63.6	78.2	80.4	7.14	25.4	47.4
100	7.45	22.9	28.7	29.1	1.49	7.13	14.8
101	1.80	6.98	8.87	8.93	0.198	1.61	3.69

第3表 男女別 l_{ω} (x 歳の生存数) の比較APPENDIX TABLE 3. COMPARISON OF THE INTERPOLATED l_{ω} BY SINGLE YEARS IN THE 12TH ABRIDGED LIFE TABLES WITH THOSE IN THE PREVIOUS LIFE TABLES

(1) 男 Male

年齢 Age	完 全 生 命 表 Complete Life Tables				人口問題研究所簡述修正人口表 Abridged Life Tables Prepared by the Inst. of Pop. Prob.			
	第 4 回 4th	第 6 回 6th	第 8 回 8th	第 9 回 9th	第 1 回 1st	第 2 回 2nd	第 3 回 3rd	第 4 回 4th
0	100,000	100,000	100,000	100,000	100,000	100,000	100,000	100,000
1	83,796	88,697	91,402	94,331	92,332	93,588	93,424	93,981
2	79,736	85,416	88,371	93,243	89,433	91,803	91,724	92,692
3	77,654	83,669	86,677	92,413	88,065	90,867	90,747	91,793
4	76,369	82,540	85,721	91,805	87,174	90,223	90,106	91,133
5	75,567	81,788	85,120	91,382	86,586	89,775	89,697	90,709
6	75,025	81,258	84,683	91,099	86,173	89,452	89,326	90,461
7	74,634	80,884	84,359	90,895	85,862	89,201	89,102	90,298
8	74,292	80,592	84,099	90,732	85,615	88,999	88,918	90,172
9	74,001	80,350	83,881	90,595	85,408	88,847	88,754	90,060
10	73,749	80,141	83,694	90,481	85,230	88,719	88,610	89,959
11	73,515	79,949	83,530	90,382	85,074	88,512	88,485	89,850
12	73,289	79,768	83,381	90,291	84,934	88,305	88,378	89,749
13	73,059	79,581	83,239	90,204	84,797	88,386	88,277	89,648
14	72,798	79,372	83,087	90,116	84,648	88,257	88,170	89,534
15	72,469	79,100	82,910	90,022	84,469	88,113	88,047	89,404
16	72,036	78,721	82,694	89,911	84,249	87,927	87,890	89,250
17	71,484	78,221	82,422	89,772	83,972	87,695	87,698	89,069
18	70,826	77,609	82,069	89,598	83,625	87,409	87,466	88,855
19	70,095	76,920	81,617	89,384	83,203	87,048	87,177	88,600
20	69,336	76,189	81,067	89,132	82,701	86,600	86,827	88,304
21	68,587	75,430	80,444	88,852	82,120	86,096	86,404	87,959
22	67,860	74,664	79,774	88,551	81,470	85,535	85,929	87,575
23	67,155	73,911	79,070	88,226	80,764	84,928	85,413	87,161
24	66,470	73,181	78,339	87,877	80,027	84,295	84,869	86,723
25	65,811	72,486	77,591	87,516	79,288	83,645	84,305	86,266
26	65,185	71,818	76,846	87,149	78,565	82,993	83,733	85,793
27	64,591	71,183	76,131	86,778	77,870	82,346	83,159	85,317
28	64,023	70,575	75,449	86,408	77,200	81,710	82,594	84,843
29	63,478	69,995	74,791	86,034	76,555	81,097	82,041	84,376
30	62,950	69,441	74,152	85,653	75,928	80,516	81,503	83,920
31	62,432	68,907	73,526	85,279	75,314	79,950	80,990	83,482
32	61,918	68,384	72,903	84,917	74,710	79,404	80,487	83,050
33	61,409	67,869	72,283	84,556	74,116	78,871	79,990	82,623
34	60,898	67,355	71,660	84,190	73,528	78,341	79,496	82,197
35	60,385	66,849	71,047	83,820	72,943	77,806	78,998	81,766
36	59,859	66,341	70,441	83,444	72,359	77,271	78,490	81,323
37	59,322	65,835	69,833	83,052	71,774	76,730	77,977	80,872
38	58,770	65,320	69,223	82,648	71,183	76,184	77,458	80,411
39	58,204	64,790	68,611	82,234	70,586	75,630	76,932	79,939
40	57,618	64,242	67,997	81,802	69,981	75,069	76,398	79,453
41	57,011	63,669	67,378	81,343	69,367	74,498	75,859	78,960
42	56,385	63,076	66,747	80,862	68,740	73,916	75,307	78,445
43	55,735	62,457	66,094	80,360	68,099	73,318	74,738	77,906
44	55,053	61,801	65,415	79,830	67,442	72,704	74,148	77,340
45	54,339	61,113	64,714	79,263	66,766	72,069	73,534	76,743
46	53,594	60,389	63,997	78,669	66,066	71,412	72,891	76,111
47	52,821	59,636	63,259	78,041	65,337	70,728	72,218	75,443
48	52,014	58,832	62,483	77,360	64,576	70,013	71,511	74,737
49	51,165	57,965	61,664	76,629	63,773	69,264	70,766	73,990

第3表 (つづき)

APPENDIX TABLE 3 (continued)

(1) 男 Male

年齢 Age	人口問題研究所簡速静止人口表 Abridged Life Tables Prepared by the Inst. of Pop. Prob.							
	第5回 5th	第6回 6th	第7回 7th	第8回 8th	第9回 9th	第10回 10th	第11回 11th	第12回 12th
0	100,000	100,000	100,000	100,000	100,000	100,000	100,000	100,000
1	94,521	94,984	95,050	95,517	95,714	95,645	95,952	96,343
2	93,412	94,153	94,287	94,880	95,171	95,098	95,460	95,915
3	92,598	93,477	93,685	94,361	94,737	94,686	95,092	95,599
4	91,975	92,950	93,209	93,936	94,405	94,368	94,797	95,350
5	91,558	92,599	92,859	93,618	94,142	94,114	94,561	95,144
6	91,248	92,341	92,610	93,388	93,934	93,912	94,373	94,973
7	91,040	92,142	92,429	93,222	93,776	93,755	94,227	94,842
8	90,889	91,997	92,295	93,097	93,659	93,644	94,124	94,742
9	90,769	91,887	92,186	92,997	93,564	93,552	94,038	94,661
10	90,667	91,791	92,095	92,912	93,484	93,474	93,965	94,590
11	90,575	91,709	92,014	92,837	93,414	93,407	93,901	94,528
12	90,488	91,634	91,939	92,767	93,349	93,345	93,843	94,470
13	90,398	91,537	91,866	92,698	93,285	93,284	93,785	94,412
14	90,300	91,471	91,788	92,625	93,216	93,219	93,722	94,350
15	90,191	91,379	91,700	92,541	93,137	93,143	93,647	94,279
16	90,064	91,271	91,598	92,442	93,042	93,052	93,556	94,193
17	89,915	91,146	91,478	92,323	92,928	92,940	93,444	94,091
18	89,741	90,997	91,336	92,183	92,793	92,808	93,311	93,972
19	89,536	90,830	91,178	92,024	92,642	92,658	93,164	93,839
20	89,299	90,643	91,001	91,844	92,472	92,489	92,999	93,691
21	89,030	90,436	90,802	91,642	92,282	92,302	92,817	93,529
22	88,731	90,209	90,584	91,417	92,073	92,097	92,617	93,352
23	88,404	89,962	90,340	91,171	91,847	91,876	92,401	93,162
24	88,062	89,699	90,082	90,909	91,608	91,646	92,174	92,962
25	87,708	89,423	89,810	90,633	91,359	91,408	91,937	92,752
26	87,347	89,135	89,528	90,346	91,102	91,163	91,693	92,534
27	86,981	88,836	89,239	90,051	90,841	90,913	91,445	92,309
28	86,612	88,532	88,945	89,751	90,577	90,655	91,194	92,079
29	86,245	88,226	88,649	89,447	90,312	90,396	90,941	91,847
30	85,881	87,919	88,353	89,141	90,046	90,137	90,688	91,614
31	85,519	87,612	88,058	88,835	89,780	89,880	90,436	91,379
32	85,160	87,305	87,763	88,531	89,514	89,624	90,184	91,143
33	84,802	86,999	87,468	88,233	89,248	89,367	89,931	90,906
34	84,442	86,688	87,170	87,930	88,978	89,105	89,673	90,663
35	84,077	86,370	86,866	87,624	88,701	88,836	89,409	90,414
36	83,704	86,044	86,555	87,311	88,417	88,558	89,137	90,156
37	83,321	85,708	86,235	86,990	88,124	88,268	88,856	89,888
38	82,926	85,360	85,904	86,658	87,819	87,965	88,564	89,608
39	82,515	84,997	85,559	86,312	87,499	87,647	88,257	89,314
40	82,084	84,617	85,197	85,949	87,162	87,310	87,922	89,003
41	81,633	84,217	84,816	85,567	86,803	86,952	87,587	88,673
42	81,157	83,794	84,413	85,162	86,425	86,570	87,219	88,321
43	80,654	83,346	83,984	84,732	86,019	86,161	86,824	87,944
44	80,122	82,867	83,526	84,274	85,584	85,721	86,399	87,539
45	79,559	82,353	83,033	83,783	85,116	85,243	85,939	87,102
46	78,961	81,801	82,507	83,234	84,611	84,730	85,440	86,630
47	78,323	81,207	81,937	82,685	84,065	84,172	84,897	86,118
48	77,649	80,567	81,321	82,071	83,473	83,565	84,305	85,561
49	76,932	79,879	80,655	81,407	82,836	82,903	83,660	84,951

第3表 l_x の比較 (つづき)

APPENDIX TABLE 3 (continued)

(1) 男 Male

年齢 Age	完 全 生 命 表 Complete Life Tables				人口問題研究所簡速静止人口表 Abridged Life Tables Prepared by the Inst. of Pop. Prob.			
	第 4 回 4th	第 6 回 6th	第 8 回 8th	第 9 回 9th	第 1 回 1st	第 2 回 2nd	第 3 回 3rd	第 4 回 4th
50	50,267	57,034	60,804	75,859	62,925	68,477	69,980	73,200
51	49,331	56,050	59,903	75,045	62,026	67,644	69,146	72,360
52	48,356	55,025	58,951	74,179	61,075	66,760	68,260	71,471
53	47,340	53,955	57,932	73,247	60,065	65,818	67,319	70,527
54	46,266	52,820	56,850	72,247	59,001	64,808	66,315	69,521
55	45,139	51,631	55,724	71,177	57,878	63,722	65,243	68,448
56	43,953	50,399	54,541	70,031	56,672	62,565	64,095	67,305
57	42,699	49,088	53,265	68,797	55,397	61,332	62,862	66,071
58	41,374	47,705	51,891	67,450	54,054	60,019	61,407	64,734
59	39,979	46,245	50,434	65,998	52,615	58,633	59,844	63,284
60	38,517	44,712	48,903	64,481	51,078	57,177	58,320	61,713
61	37,009	43,123	47,277	62,884	49,440	55,625	56,693	60,017
62	35,456	41,482	45,544	61,168	47,705	53,980	55,184	58,191
63	33,863	39,812	43,719	59,262	45,878	52,238	53,322	56,235
64	32,216	38,044	41,818	57,243	43,973	50,379	51,347	54,154
65	30,516	36,218	39,846	55,113	41,996	48,399	49,266	51,955
66	28,775	34,338	37,810	52,876	39,957	46,337	47,081	49,648
67	27,011	32,412	35,720	50,538	37,862	44,191	44,816	47,248
68	25,230	30,447	33,585	48,106	35,719	41,984	42,488	44,769
69	23,422	28,451	31,418	45,589	33,535	39,743	40,112	42,229
70	21,591	26,434	29,230	42,997	31,319	37,485	37,703	39,645
71	19,760	24,407	27,036	40,344	29,083	35,193	35,277	37,011
72	17,958	22,384	24,849	37,643	26,840	32,885	32,843	34,380
73	16,189	20,377	22,686	34,913	24,603	30,565	30,412	31,768
74	14,465	18,402	20,561	32,170	22,388	28,227	27,997	29,189
75	12,799	16,475	18,492	29,435	20,211	25,876	25,610	26,652
76	11,206	14,609	16,492	26,728	18,089	23,566	23,247	24,202
77	9,699	12,822	14,578	24,072	16,038	21,303	20,948	21,785
78	8,290	11,128	12,763	21,488	14,074	19,109	18,728	19,409
79	6,989	9,540	11,060	18,999	12,215	17,029	16,598	17,093
80	5,806	8,071	9,478	16,625	10,474	15,090	14,567	14,862
81	4,745	6,730	8,027	14,386	8,862	13,220	12,645	12,743
82	3,810	5,524	6,712	12,299	7,389	11,452	10,842	10,774
83	3,001	4,457	5,537	10,378	6,062	9,791	9,167	8,930
84	2,315	3,529	4,501	8,695	4,881	8,200	7,611	7,379
85	1,746	2,739	3,602	7,076	3,852	6,687	6,200	5,977
86	1,284	2,079	2,834	5,704	2,975	5,383	4,957	4,764
87	919	1,541	2,195	4,517	2,246	4,270	3,893	3,746
88	639	1,112	1,660	3,508	1,653	3,337	3,009	2,906
89	430	781	1,232	2,670	1,191	2,589	2,305	2,223
90	279	531	895	1,986	895	1,993	1,751	1,673
91	175	349	634	1,442	569	1,518	1,317	1,236
92	105	222	438	1,020	375	1,139	978	891
93	60.2	135	294	702	238	836	713	621
94	32.9	78.8	192	468	144	596	505	415
95	17.0	43.8	121	302	82.5	407	343	263
96	8.32	23.2	74.2	188	44.3	262	220	157
97	3.82	11.6	43.7	113	22.1	156	130	85.3
98	1.63	5.46	24.8	65	10.1	83.0	69.2	40.8
99	0.648	2.40	13.4	36	4.15	37.6	29.5	15.6
100	0.237	0.985	6.98	19	1.51	13.5	9.42	4.49
101	0.0791	0.373	—	9	0.470	3.42	2.01	0.860

第 3 表 (つづき)

APPENDIX TABLE 3 (continued)

(1) 男 Male

年齢 Age	人口問題研究所簡速静止人口表 Abridged Life Tables Prepared by the Inst. of Pop. Prob.							
	第 5 回 5th	第 6 回 6th	第 7 回 7th	第 8 回 8th	第 9 回 9th	第 10 回 10th	第 11 回 11th	第 12 回 12th
50	76,170	79,199	79,934	80,691	82,142	82,186	82,956	84,282
51	75,957	78,942	79,154	79,917	81,988	81,409	82,186	83,547
52	74,490	77,483	78,309	79,079	80,570	80,550	81,345	82,741
53	73,563	76,556	77,394	78,173	79,681	79,622	80,427	81,859
54	72,572	75,553	76,405	77,193	78,717	78,614	79,428	80,905
55	71,509	74,467	75,335	76,133	77,673	77,520	78,343	79,875
56	70,368	73,292	74,180	74,998	76,544	76,335	77,167	78,766
57	69,139	72,037	72,935	73,773	75,325	75,053	75,895	77,572
58	67,816	70,666	71,597	72,455	74,011	73,670	74,521	76,287
59	66,380	69,196	70,165	71,041	72,600	72,181	73,046	74,909
60	64,826	67,622	68,636	69,528	71,088	70,581	71,465	73,413
61	63,152	65,942	67,007	67,911	69,471	68,866	69,773	71,795
62	61,362	64,150	65,274	66,187	67,746	67,091	67,967	70,031
63	59,458	62,245	63,434	64,354	65,908	65,073	66,044	68,179
64	57,466	60,225	61,485	62,408	63,955	62,989	64,000	66,176
65	55,386	58,088	59,427	60,348	61,885	60,777	61,834	64,042
66	53,222	55,835	57,259	58,174	59,697	58,436	59,543	61,777
67	50,977	53,467	54,983	55,886	57,392	55,968	57,155	59,384
68	48,654	50,988	52,602	53,486	54,971	53,376	54,606	56,867
69	46,260	48,404	50,119	50,979	52,438	50,666	51,963	54,231
70	43,802	45,723	47,541	48,371	49,799	47,845	49,212	51,483
71	41,289	42,954	44,877	45,671	47,062	44,924	46,363	48,633
72	38,731	40,111	42,136	42,887	44,237	41,917	43,428	45,695
73	36,140	37,209	39,332	40,033	41,336	38,840	40,421	42,683
74	33,530	34,266	36,480	37,125	38,375	35,714	37,360	39,615
75	30,915	31,303	33,598	34,181	35,373	32,562	34,267	36,511
76	28,311	28,345	30,705	31,223	32,350	29,411	31,164	33,394
77	25,736	25,417	27,824	28,273	29,331	26,290	28,078	30,289
78	23,209	22,546	24,980	25,357	26,340	23,231	25,037	27,222
79	20,748	19,762	22,197	22,503	23,407	20,267	22,072	24,222
80	18,372	17,095	19,503	19,798	20,560	17,432	19,213	21,317
81	16,100	14,573	16,923	17,179	17,828	14,758	16,492	18,536
82	13,950	12,223	14,484	14,664	14,884	12,276	13,938	15,906
83	11,939	10,068	12,209	12,320	12,525	10,012	11,577	13,432
84	10,080	8,128	10,120	10,171	10,356	7,987	9,433	11,195
85	8,385	6,416	8,233	8,234	8,397	6,216	7,522	9,153
86	6,863	4,939	6,560	6,522	6,662	4,705	5,856	7,339
87	5,518	3,696	5,107	5,042	5,159	3,451	4,437	5,758
88	4,350	2,679	3,873	3,793	3,887	2,442	3,262	4,411
89	3,356	1,873	2,856	2,767	2,841	1,659	2,317	3,290
90	2,528	1,257	2,038	1,950	2,006	1,076	1,583	2,382
91	1,854	805	1,402	1,322	1,362	661	1,035	1,668
92	1,320	489	925	857	884	382	643	1,125
93	910	279	582	528	545	205	377	727
94	603	148	347	307	317	101	206	448
95	386	72.0	194	167	172	44.7	104	261
96	235	31.6	101	89.6	86.1	17.4	47.6	143
97	136	12.2	48.2	38.0	39.1	5.75	19.4	72.7
98	74.0	4.02	20.7	15.4	15.8	1.53	6.83	33.9
99	37.5	1.07	7.85	5.40	5.52	0.298	1.99	14.3
100	17.6	0.213	2.54	1.57	1.60	0.0349	0.448	5.31
101	7.49	0.0265	0.668	0.355	0.358	0.0011	0.0683	1.69

第3表 男女別 l_x の比較 (つづき)

APPENDIX TABLE 3 (continued)

(2) 女 Female

年齢 Age	完 全 生 命 表 Complete Life Tables				人口問題研究所編連年人口表 Abridged Life Tables Prepared by the Inst. of Pop. Prob.			
	第 4 回 4th	第 6 回 6th	第 8 回 8th	第 9 回 9th	第 1 回 1st	第 2 回 2nd	第 3 回 3rd	第 4 回 4th
0	100,000	100,000	100,000	100,000	100,000	100,000	100,000	100,000
1	85,600	90,089	92,336	95,027	99,225	94,385	94,242	94,665
2	81,528	86,906	89,340	93,922	90,397	92,658	92,592	93,352
3	79,386	85,171	87,647	93,096	89,010	91,726	91,578	92,463
4	78,004	84,012	86,690	92,494	88,128	91,109	90,968	91,808
5	77,110	83,229	86,101	92,079	87,568	90,675	90,514	91,387
6	76,512	82,682	85,689	91,808	87,182	90,363	90,206	91,148
7	76,072	82,306	85,391	91,623	86,895	90,126	89,992	91,001
8	75,699	82,017	85,156	91,483	86,671	89,947	89,826	90,892
9	75,385	81,777	84,962	91,371	86,484	89,816	89,685	90,796
10	75,102	81,564	84,793	91,275	86,321	89,704	89,559	90,703
11	74,822	81,357	84,638	91,188	86,173	89,605	89,439	90,611
12	74,533	81,159	84,491	91,104	86,033	89,501	89,320	90,516
13	74,209	80,889	84,343	91,017	85,890	89,378	89,193	90,409
14	73,792	80,555	84,175	90,922	85,727	89,253	89,051	90,289
15	73,256	80,117	83,969	90,820	85,532	89,067	88,888	90,150
16	72,596	79,560	83,713	90,703	85,295	88,857	88,696	89,990
17	71,851	78,918	83,401	90,566	85,009	88,609	88,471	89,806
18	71,050	78,228	83,029	90,402	84,643	88,299	88,206	89,594
19	70,221	77,516	82,585	90,206	84,213	87,951	87,895	89,349
20	69,379	76,792	82,067	89,978	83,725	87,492	87,536	89,069
21	68,541	76,055	81,497	89,729	83,182	87,013	87,123	88,752
22	67,709	75,317	80,901	89,463	82,598	86,491	86,676	88,405
23	66,893	74,589	80,293	89,172	81,988	85,937	86,204	88,032
24	66,103	73,873	79,676	88,855	81,368	85,373	85,715	87,638
25	65,345	73,179	79,056	88,523	80,733	84,808	85,220	87,228
26	64,615	72,516	78,431	88,191	80,151	84,245	84,729	86,805
27	63,910	71,887	77,873	87,852	79,569	83,691	84,239	86,378
28	63,219	71,285	77,312	87,505	79,006	83,149	83,755	85,951
29	62,544	70,702	76,734	87,159	78,459	82,621	83,278	85,527
30	61,885	70,130	76,195	86,813	77,922	82,112	82,807	85,110
31	61,238	69,565	75,642	86,467	77,391	81,613	82,343	84,705
32	60,599	69,007	75,101	86,121	76,866	81,123	81,886	84,305
33	59,967	68,449	74,570	85,774	76,346	80,645	81,434	83,907
34	59,338	67,896	74,043	85,424	75,831	80,168	80,986	83,509
35	58,710	67,346	73,526	85,070	75,321	79,689	80,540	83,108
36	58,080	66,791	73,011	84,711	74,814	79,211	80,096	82,701
37	57,446	66,228	72,498	84,346	74,308	78,730	79,651	82,289
38	56,810	65,659	71,983	83,974	73,800	78,247	79,201	81,870
39	56,172	65,087	71,466	83,588	73,286	77,761	78,745	81,443
40	55,536	64,515	70,945	83,189	72,765	77,270	78,281	81,009
41	54,906	63,934	70,412	82,777	72,237	76,775	77,809	80,567
42	54,286	63,357	69,862	82,356	71,702	76,273	77,318	80,113
43	53,678	62,787	69,302	81,923	71,158	75,763	76,823	79,646
44	53,081	62,218	68,742	81,486	70,609	75,243	76,323	79,163
45	52,487	61,645	68,189	81,031	70,052	74,712	75,812	78,662
46	51,894	61,060	67,630	80,553	69,486	74,164	75,293	78,143
47	51,293	60,467	67,054	80,046	68,903	73,597	74,755	77,603
48	50,686	59,853	66,452	79,507	68,305	73,008	74,192	77,033
49	50,064	59,212	65,813	78,931	67,673	72,390	73,600	76,431

第3表 (つづき)

APPENDIX TABLE 3 (continued)

(2) 女 Female

年齢 Age	人口問題研究所簡速静止人口表 Abridged Life Tables Prepared by the Inst. of Pop. Prob.							
	第5回 5 th	第6回 6 th	第7回 7 th	第8回 8 th	第9回 9 th	第10回 10 th	第11回 11 th	第12回 12 th
0	100,000	100,000	100,000	100,000	100,000	100,000	100,000	100,000
1	95,207	95,580	95,666	96,071	96,278	96,265	96,590	96,905
2	94,070	94,760	94,889	95,446	95,760	95,745	96,135	96,507
3	93,243	94,076	94,286	94,939	95,371	95,351	95,791	96,221
4	92,620	93,576	93,812	94,524	95,055	95,047	95,511	95,996
5	92,235	93,216	93,471	94,216	94,805	94,807	95,287	95,813
6	91,903	92,952	93,221	93,999	94,625	94,628	95,118	95,670
7	91,708	92,768	93,052	93,858	94,503	94,505	95,001	95,567
8	91,573	92,655	92,946	93,761	94,419	94,420	94,920	95,513
9	91,469	92,580	92,861	93,686	94,352	94,355	94,857	95,459
10	91,379	92,519	92,789	93,620	94,294	94,298	94,803	95,412
11	91,294	92,455	92,726	93,562	94,239	94,246	94,754	95,368
12	91,208	92,386	92,668	93,507	94,186	94,194	94,704	95,325
13	91,117	92,311	92,611	93,452	94,132	94,142	94,654	95,280
14	91,018	92,232	92,549	93,392	94,075	94,086	94,599	95,233
15	90,907	92,145	92,479	93,324	94,010	94,027	94,541	95,182
16	90,782	92,047	92,397	93,245	93,936	93,957	94,473	95,122
17	90,639	91,938	92,300	93,153	93,850	93,871	94,388	95,050
18	90,476	91,811	92,185	93,045	93,751	93,771	94,291	94,965
19	90,289	91,669	92,054	92,923	93,641	93,659	94,183	94,871
20	90,075	91,510	91,907	92,786	93,518	93,535	94,065	94,767
21	89,835	91,333	91,742	92,633	93,382	93,400	93,934	94,652
22	89,572	91,138	91,560	92,463	93,233	93,253	93,791	94,527
23	89,285	90,925	91,361	92,277	93,071	93,094	93,635	94,392
24	88,983	90,696	91,148	92,079	92,897	92,925	93,469	94,248
25	88,668	90,452	90,922	91,868	92,713	92,746	93,294	94,095
26	88,343	90,195	90,684	91,647	92,521	92,558	93,111	93,935
27	88,010	89,927	90,436	91,417	92,320	92,361	92,922	93,769
28	87,671	89,649	90,180	91,179	92,112	92,157	92,727	93,596
29	87,329	89,366	89,918	90,936	91,899	91,948	92,528	93,416
30	86,986	89,079	89,652	90,689	91,682	91,735	92,325	93,237
31	86,642	88,789	89,383	90,438	91,461	91,519	92,119	93,055
32	86,296	88,496	89,110	90,185	91,236	91,299	91,910	92,870
33	85,950	88,200	88,836	89,929	91,007	91,076	91,697	92,681
34	85,600	87,899	88,557	89,668	90,772	90,846	91,479	92,486
35	85,247	87,591	88,274	89,402	90,530	90,611	91,254	92,285
36	84,888	87,277	87,984	89,128	90,279	90,368	91,021	92,077
37	84,523	86,956	87,688	88,847	90,019	90,117	90,780	91,861
38	84,151	86,626	87,385	88,558	89,749	89,856	90,529	91,635
39	83,772	86,286	87,073	88,260	89,469	89,585	90,267	91,398
40	83,384	85,935	86,752	87,950	89,177	89,302	89,993	91,149
41	82,987	85,571	86,418	87,628	88,873	89,006	89,705	90,886
42	82,578	85,194	86,071	87,292	88,556	88,694	89,402	90,609
43	82,154	84,800	85,709	86,940	88,223	88,366	89,082	90,315
44	81,709	84,387	85,328	86,570	87,871	88,018	88,742	90,002
45	81,241	83,952	84,924	86,179	87,498	87,647	88,380	89,666
46	80,749	83,492	84,497	85,764	87,101	87,251	87,994	89,306
47	80,229	83,005	84,049	85,324	86,677	86,827	87,580	88,919
48	79,680	82,488	83,559	84,855	86,223	86,372	87,137	88,504
49	79,107	81,939	83,042	84,354	85,738	85,884	86,662	88,056

第3表 L_x の比較 (つづき)

APPENDIX TABLE 3 (continued)

(2) 女 Female

年齢 Age	完 全 生 命 表 Complete Life Tables				人口問題研究所簡速静止人口表 Abridged Life Tables Prepared by the Inst. of Pop. Prob.			
	第4回 4 th	第6回 6 th	第8回 8 th	第9回 9 th	第1回 1 st	第2回 2 nd	第3回 3 rd	第4回 4 th
50	49,411	58,537	65,129	78,325	67,004	71,737	72,973	75,795
51	48,728	57,828	64,405	77,695	66,296	71,054	72,297	75,111
52	48,019	57,087	63,651	77,021	65,549	70,337	71,586	74,394
53	47,286	56,313	62,867	76,292	64,761	69,582	70,839	73,643
54	46,529	55,502	62,056	75,520	63,944	68,792	70,054	72,856
55	45,734	54,663	61,215	74,713	63,095	67,963	69,228	72,031
56	44,893	53,794	60,334	73,857	62,209	67,088	68,367	71,173
57	44,007	52,882	59,390	72,937	61,375	66,161	67,447	70,251
58	43,070	51,925	58,382	71,924	60,281	65,177	66,456	69,252
59	42,085	50,924	57,312	70,838	59,201	64,126	65,385	68,163
60	41,055	49,862	56,170	69,713	58,024	62,999	64,226	66,975
61	39,971	48,728	54,930	68,535	56,743	61,802	62,963	65,664
62	38,835	47,536	53,586	67,262	55,357	60,528	61,609	64,251
63	37,632	46,287	52,181	65,898	53,866	59,174	60,165	62,739
64	36,360	44,956	50,706	64,462	52,282	57,742	58,632	61,190
65	35,023	43,550	49,145	62,847	50,609	56,228	57,008	59,424
66	33,630	42,066	47,497	61,121	48,851	54,628	55,300	57,638
67	32,183	40,503	45,757	59,282	47,010	52,939	53,499	55,745
68	30,678	38,859	43,930	57,327	45,089	51,160	51,604	53,738
69	29,103	37,133	42,015	55,254	43,087	49,286	49,613	51,615
70	27,465	35,328	40,014	53,063	41,009	47,316	47,530	49,380
71	25,774	33,444	37,932	50,754	38,861	45,251	45,343	46,999
72	24,046	31,489	35,776	48,333	36,649	43,096	43,070	44,541
73	22,286	29,467	33,553	45,802	34,383	40,854	40,719	42,024
74	20,502	27,388	31,275	43,172	32,074	38,534	38,297	39,458
75	18,706	25,263	28,953	40,452	29,736	36,147	35,813	36,848
76	16,913	23,108	26,603	37,656	27,382	33,697	33,286	34,260
77	15,140	20,940	24,243	34,802	25,028	31,201	30,717	31,600
78	13,402	18,778	21,892	31,909	22,692	28,676	28,121	28,871
79	11,719	16,644	19,572	29,001	20,393	26,144	25,520	26,092
80	10,109	14,564	17,306	26,104	18,150	23,629	22,937	23,299
81	8,590	12,561	15,118	23,247	15,983	21,148	20,401	20,522
82	7,179	10,662	13,031	20,461	13,911	18,731	17,942	17,844
83	5,891	8,889	11,068	17,776	11,934	16,406	15,591	15,315
84	4,736	7,266	9,249	15,224	10,128	14,158	13,361	12,976
85	3,723	5,809	7,593	12,834	8,449	11,994	11,288	10,855
86	2,855	4,531	6,112	10,632	6,929	10,063	9,400	8,951
87	2,130	3,439	4,814	8,641	5,576	8,335	7,717	7,288
88	1,541	2,532	3,703	6,875	4,394	6,818	6,247	5,857
89	1,079	1,802	2,774	5,344	3,383	5,524	4,998	4,639
90	727	1,235	2,019	4,048	2,598	4,424	3,948	3,612
91	470	811	1,424	2,981	1,850	3,489	3,071	2,770
92	291	508	969	2,127	1,306	2,697	2,341	2,066
93	171	303	635	1,466	889	2,028	1,738	1,483
94	95.1	170	399	973	581	1,469	1,243	1,018
95	49.7	89.4	239	619	363	1,013	846	657
96	24.3	43.8	136	376	215	653	540	402
97	11.0	19.8	73.1	217	120	389	316	223
98	4.58	8.20	36.9	118	62.4	205	163	109
99	1.74	3.07	17.4	61	29.9	91.9	68.9	43.6
100	0.598	1.03	7.61	29	13.0	32.5	21.6	12.5
101	0.183	0.306	—	13	5.02	8.07	4.51	2.44

第3表 (つづき)

APPENDIX TABLE 3 (continued)

(2) 女 Female

年齢 Age	人口問題研究所簡速静止人口表 Abridged Life Tables Prepared by the Inst. of Pop. Prob.							
	第5回 5 th	第6回 6 th	第7回 7 th	第8回 8 th	第9回 9 th	第10回 10 th	第11回 11 th	第12回 12 th
50	78,507	81,954	82,489	83,820	85,218	85,959	86,152	87,573
51	77,877	80,790	81,897	83,249	84,660	84,799	85,604	87,052
52	77,213	80,063	81,261	82,637	84,060	84,183	85,014	86,491
53	76,509	79,350	80,579	81,978	83,415	83,526	84,379	85,886
54	75,760	78,591	79,848	81,289	82,722	82,818	83,696	85,241
55	74,961	77,780	79,064	80,531	81,978	82,054	82,960	84,554
56	74,104	76,909	78,223	79,719	81,179	81,227	82,167	83,821
57	73,183	75,981	77,320	78,845	80,319	80,338	81,311	83,037
58	72,191	74,986	76,348	77,904	79,391	79,376	80,386	82,197
59	71,115	73,908	75,297	76,883	78,384	78,328	79,378	81,301
60	69,951	72,742	74,161	75,779	77,293	77,188	78,282	80,316
61	68,693	71,484	72,935	74,585	76,112	75,948	77,091	79,237
62	67,336	70,127	71,614	73,296	74,835	74,605	75,800	78,056
63	65,878	68,667	70,192	71,907	73,457	73,146	74,401	76,766
64	64,324	67,098	68,665	70,412	71,972	71,569	72,888	75,360
65	62,671	65,416	67,029	68,807	70,374	69,867	71,255	73,832
66	60,916	63,617	65,279	67,086	68,659	68,034	69,497	72,175
67	59,038	61,698	63,411	65,246	66,822	66,065	67,608	70,384
68	57,096	59,656	61,423	63,283	64,860	63,956	65,584	68,452
69	55,029	57,489	59,313	61,195	62,769	61,703	63,421	66,374
70	52,859	55,138	57,080	58,980	60,548	59,306	61,117	64,148
71	50,620	52,785	54,725	56,639	58,195	56,765	58,670	61,771
72	48,251	50,253	52,251	54,174	55,712	54,082	56,084	59,243
73	45,791	47,609	49,663	51,587	53,103	51,262	53,361	56,565
74	43,248	44,861	46,968	48,885	50,373	48,313	50,507	53,742
75	40,631	42,020	44,175	46,077	47,530	45,248	47,531	50,782
76	37,953	39,100	41,296	43,174	44,585	42,081	44,446	47,694
77	35,228	36,119	38,347	40,191	41,552	38,832	41,268	44,494
78	32,472	33,098	35,347	37,145	38,449	35,525	38,017	41,201
79	29,705	30,060	32,317	34,058	35,297	32,187	34,718	37,836
80	26,947	27,033	29,281	30,953	32,120	28,851	31,399	34,427
81	24,222	24,044	26,267	27,858	28,947	25,553	28,093	31,006
82	21,553	21,130	23,304	24,803	25,807	22,331	24,834	27,608
83	18,966	18,320	20,424	21,819	22,734	19,225	21,660	24,276
84	16,486	15,647	17,658	18,940	19,762	16,275	18,611	21,041
85	14,138	13,142	15,038	16,199	16,926	13,520	15,725	17,949
86	11,944	10,834	12,593	13,628	14,259	10,996	13,029	15,041
87	9,925	8,746	10,349	11,256	11,793	8,731	10,586	12,354
88	8,097	6,897	8,328	9,107	9,554	6,747	8,392	9,921
89	6,473	5,297	6,546	7,200	7,563	5,056	6,476	7,767
90	5,058	3,949	5,011	5,546	5,832	3,658	4,847	5,908
91	3,854	2,846	3,724	4,149	4,367	2,542	3,504	4,349
92	2,854	1,974	2,676	3,003	3,163	1,687	2,435	3,084
93	2,048	1,311	1,851	2,093	2,205	1,061	1,616	2,096
94	1,418	828	1,225	1,397	1,472	627	1,017	1,356
95	943	493	771	888	935	344	602	828
96	599	274	458	533	560	173	331	473
97	361	141	254	299	314	77.9	167	249
98	204	65.7	130	155	162	30.7	75.9	119
99	108	27.2	60.6	73.2	76.1	10.17	30.3	50.6
100	32.4	9.71	25.1	30.9	31.8	2.67	10.25	18.6
101	23.0	2.86	9.01	11.3	11.5	0.498	2.78	5.62

第4表 男女別 q_x (x 歳の死亡率) の比較APPENDIX TABLE 4. COMPARISON OF THE INTERPOLATED q_x , BY SINGLE YEARS IN THE 12TH ABRIDGED LIFE TABLES WITH THOSE IN THE PREVIOUS LIFE TABLES

(1) 男 Male

年齢 Age	完 全 生 命 表 Complete Life Tables				人口問題研究所簡速静止人口表 Abridged Life Tables Prepared by the Inst. of Pop. Prob.			
	第4回 4 th	第6回 6 th	第8回 8 th	第9回 9 th	第1回 1 st	第2回 2 nd	第3回 3 rd	第4回 4 th
0	0.16204	0.11903	0.08598	0.05669	0.07668	0.06412	0.06576	0.06019
1	0.04845	0.03699	0.03316	0.01153	0.03140	0.01907	0.01819	0.01972
2	0.02611	0.02045	0.01917	0.00890	0.01530	0.01019	0.01065	0.00970
3	0.01635	0.01349	0.01103	0.00658	0.01012	0.00710	0.00706	0.00719
4	0.01050	0.00911	0.00701	0.00461	0.00675	0.00496	0.00521	0.00465
5	0.00704	0.00648	0.00519	0.00310	0.00477	0.00360	0.00347	0.00273
6	0.00534	0.00460	0.00383	0.00224	0.00361	0.00281	0.00251	0.00180
7	0.00458	0.00361	0.00308	0.00179	0.00288	0.00227	0.00207	0.00140
8	0.00392	0.00300	0.00259	0.00151	0.00242	0.00171	0.00184	0.00124
9	0.00341	0.00261	0.00223	0.00126	0.00208	0.00144	0.00162	0.00119
10	0.00317	0.00240	0.00196	0.00109	0.00183	0.00121	0.00141	0.00114
11	0.00307	0.00226	0.00178	0.00101	0.00165	0.00121	0.00121	0.00112
12	0.00314	0.00234	0.00170	0.00096	0.00161	0.00134	0.00114	0.00113
13	0.00357	0.00263	0.00183	0.00098	0.00176	0.00146	0.00121	0.00127
14	0.00452	0.00343	0.00213	0.00104	0.00211	0.00163	0.00139	0.00145
15	0.00597	0.00479	0.00261	0.00123	0.00261	0.00211	0.00178	0.00172
16	0.00766	0.00635	0.00329	0.00155	0.00329	0.00263	0.00218	0.00203
17	0.00920	0.00782	0.00428	0.00194	0.00413	0.00326	0.00264	0.00240
18	0.01032	0.00888	0.00551	0.00239	0.00505	0.00413	0.00330	0.00287
19	0.01083	0.00950	0.00674	0.00282	0.00603	0.00515	0.00402	0.00334
20	0.01080	0.00996	0.00769	0.00314	0.00703	0.00581	0.00487	0.00391
21	0.01060	0.01016	0.00833	0.00339	0.00791	0.00652	0.00550	0.00436
22	0.01039	0.01009	0.00882	0.00367	0.00866	0.00710	0.00600	0.00473
23	0.01020	0.00988	0.00924	0.00396	0.00912	0.00745	0.00637	0.00503
24	0.00991	0.00950	0.00955	0.00411	0.00924	0.00771	0.00665	0.00527
25	0.00951	0.00922	0.00960	0.00419	0.00912	0.00779	0.00679	0.00548
26	0.00911	0.00884	0.00930	0.00426	0.00885	0.00780	0.00685	0.00555
27	0.00879	0.00854	0.00896	0.00426	0.00860	0.00772	0.00680	0.00555
28	0.00851	0.00822	0.00872	0.00433	0.00835	0.00750	0.00669	0.00550
29	0.00832	0.00791	0.00854	0.00443	0.00819	0.00716	0.00656	0.00541
30	0.00823	0.00769	0.00844	0.00437	0.00809	0.00702	0.00630	0.00522
31	0.00823	0.00759	0.00845	0.00424	0.00802	0.00684	0.00621	0.00517
32	0.00822	0.00753	0.00853	0.00425	0.00795	0.00671	0.00617	0.00514
33	0.00832	0.00757	0.00862	0.00433	0.00794	0.00673	0.00618	0.00516
34	0.00842	0.00751	0.00855	0.00439	0.00795	0.00682	0.00626	0.00524
35	0.00871	0.00760	0.00853	0.00449	0.00800	0.00688	0.00643	0.00542
36	0.00897	0.00763	0.00863	0.00470	0.00809	0.00699	0.00654	0.00555
37	0.00931	0.00782	0.00874	0.00486	0.00824	0.00713	0.00666	0.00570
38	0.00963	0.00811	0.00884	0.00501	0.00839	0.00726	0.00679	0.00587
39	0.01007	0.00846	0.00895	0.00525	0.00857	0.00742	0.00694	0.00606
40	0.01053	0.00891	0.00910	0.00561	0.00878	0.00760	0.00706	0.00627
41	0.01098	0.00933	0.00937	0.00591	0.00904	0.00782	0.00728	0.00652
42	0.01153	0.00981	0.00978	0.00621	0.00932	0.00808	0.00756	0.00687
43	0.01224	0.01050	0.01028	0.00660	0.00963	0.00837	0.00789	0.00727
44	0.01297	0.01113	0.01071	0.00710	0.01003	0.00873	0.00828	0.00772
45	0.01371	0.01185	0.01108	0.00749	0.01049	0.00912	0.00875	0.00824
46	0.01442	0.01247	0.01153	0.00798	0.01103	0.00958	0.00923	0.00878
47	0.01528	0.01348	0.01227	0.00873	0.01165	0.01011	0.00979	0.00936
48	0.01632	0.01474	0.01310	0.00943	0.01243	0.01070	0.01042	0.00999
49	0.01755	0.01606	0.01394	0.01003	0.01330	0.01135	0.01110	0.01068

第4表 (つづき)

APPENDIX TABLE 4 (continued)

(1) 男 Male

年齢 Age	人口問題研究所簡述停止人口表 Abridged Life Tables Prepared by the Inst. of Pop. Prob.							
	第5回 5 th	第6回 6 th	第7回 7 th	第8回 8 th	第9回 9 th	第10回 10 th	第11回 11 th	第12回 12 th
0	0.05479	0.05016	0.04950	0.04483	0.04286	0.04355	0.04048	0.03657
1	0.01173	0.00873	0.00809	0.00667	0.00567	0.00572	0.00513	0.00444
2	0.00871	0.00720	0.00639	0.00547	0.00456	0.00433	0.00385	0.00329
3	0.00673	0.00564	0.00508	0.00450	0.00350	0.00336	0.00310	0.00260
4	0.00453	0.00378	0.00375	0.00338	0.00279	0.00269	0.00249	0.00216
5	0.00339	0.00279	0.00268	0.00246	0.00221	0.00215	0.00199	0.00180
6	0.00228	0.00215	0.00195	0.00178	0.00168	0.00167	0.00155	0.00138
7	0.00166	0.00157	0.00145	0.00134	0.00125	0.00118	0.00109	0.00105
8	0.00132	0.00120	0.00118	0.00107	0.00101	0.00098	0.00091	0.00085
9	0.00112	0.00104	0.00099	0.00091	0.00085	0.00083	0.00078	0.00075
10	0.00102	0.00089	0.00088	0.00081	0.00075	0.00072	0.00068	0.00066
11	0.00096	0.00082	0.00082	0.00073	0.00070	0.00066	0.00062	0.00061
12	0.00099	0.00084	0.00079	0.00074	0.00069	0.00065	0.00062	0.00061
13	0.00108	0.00094	0.00085	0.00079	0.00074	0.00070	0.00067	0.00066
14	0.00121	0.00101	0.00096	0.00091	0.00085	0.00081	0.00080	0.00075
15	0.00141	0.00118	0.00111	0.00107	0.00102	0.00098	0.00097	0.00091
16	0.00165	0.00137	0.00131	0.00129	0.00122	0.00120	0.00120	0.00108
17	0.00193	0.00163	0.00155	0.00152	0.00145	0.00142	0.00142	0.00127
18	0.00228	0.00184	0.00173	0.00173	0.00163	0.00162	0.00158	0.00142
19	0.00265	0.00206	0.00194	0.00196	0.00184	0.00182	0.00177	0.00158
20	0.00301	0.00228	0.00219	0.00220	0.00205	0.00202	0.00196	0.00173
21	0.00336	0.00251	0.00240	0.00245	0.00226	0.00222	0.00215	0.00189
22	0.00368	0.00274	0.00269	0.00269	0.00246	0.00240	0.00233	0.00203
23	0.00387	0.00292	0.00286	0.00287	0.00260	0.00250	0.00246	0.00215
24	0.00402	0.00308	0.00302	0.00304	0.00272	0.00260	0.00257	0.00226
25	0.00412	0.00322	0.00314	0.00317	0.00281	0.00268	0.00265	0.00233
26	0.00419	0.00335	0.00323	0.00326	0.00287	0.00274	0.00271	0.00243
27	0.00424	0.00342	0.00330	0.00333	0.00291	0.00284	0.00275	0.00249
28	0.00424	0.00346	0.00333	0.00333	0.00293	0.00286	0.00277	0.00252
29	0.00422	0.00348	0.00334	0.00342	0.00294	0.00286	0.00278	0.00254
30	0.00421	0.00349	0.00334	0.00343	0.00295	0.00285	0.00278	0.00256
31	0.00420	0.00350	0.00335	0.00342	0.00296	0.00285	0.00279	0.00258
32	0.00420	0.00351	0.00336	0.00337	0.00297	0.00287	0.00281	0.00260
33	0.00425	0.00358	0.00341	0.00343	0.00293	0.00293	0.00287	0.00267
34	0.00432	0.00367	0.00349	0.00348	0.00311	0.00302	0.00294	0.00275
35	0.00444	0.00377	0.00358	0.00357	0.00320	0.00313	0.00304	0.00283
36	0.00457	0.00390	0.00370	0.00368	0.00331	0.00327	0.00315	0.00297
37	0.00474	0.00406	0.00384	0.00382	0.00346	0.00343	0.00333	0.00311
38	0.00496	0.00425	0.00402	0.00399	0.00364	0.00362	0.00347	0.00328
39	0.00522	0.00447	0.00423	0.00420	0.00385	0.00384	0.00368	0.00348
40	0.00550	0.00473	0.00447	0.00445	0.00410	0.00410	0.00392	0.00371
41	0.00583	0.00502	0.00475	0.00473	0.00438	0.00439	0.00420	0.00397
42	0.00620	0.00535	0.00508	0.00503	0.00470	0.00473	0.00453	0.00427
43	0.00660	0.00575	0.00545	0.00541	0.00506	0.00511	0.00490	0.00461
44	0.00703	0.00620	0.00588	0.00583	0.00547	0.00553	0.00532	0.00499
45	0.00752	0.00670	0.00636	0.00631	0.00593	0.00604	0.00581	0.00542
46	0.00805	0.00726	0.00691	0.00683	0.00645	0.00659	0.00633	0.00591
47	0.00863	0.00788	0.00752	0.00743	0.00702	0.00721	0.00697	0.00647
48	0.00924	0.00854	0.00819	0.00809	0.00766	0.00790	0.00765	0.00713
49	0.00991	0.00926	0.00894	0.00880	0.00838	0.00867	0.00842	0.00788

第4表 q_x の比較 (つづき)

APPENDIX TABLE 4 (continued)

(1) 男 Male

年齢 Age	完 全 生 命 表 Complete Life Tables				人口問題研究所編纂停止人口表 Abridged Life Tables Prepared by the Inst. of Pop. Prob.			
	第4回 4 th	第6回 6 th	第8回 8 th	第9回 9 th	第1回 1 st	第2回 2 nd	第3回 3 rd	第4回 4 th
50	0.01862	0.01725	0.01482	0.01079	0.01428	0.01217	0.01192	0.01148
51	0.01976	0.01829	0.01589	0.01154	0.01534	0.01307	0.01281	0.01229
52	0.02101	0.01945	0.01729	0.01256	0.01659	0.01411	0.01379	0.01321
53	0.02269	0.02104	0.01868	0.01363	0.01772	0.01534	0.01491	0.01426
54	0.02436	0.02251	0.01981	0.01481	0.01904	0.01675	0.01617	0.01549
55	0.02627	0.02398	0.02122	0.01610	0.02089	0.01815	0.01760	0.01670
56	0.02859	0.02590	0.02359	0.01762	0.02250	0.01972	0.01924	0.01834
57	0.03103	0.02817	0.02580	0.01938	0.02424	0.02140	0.02109	0.02024
58	0.03372	0.03060	0.02808	0.02153	0.02662	0.02309	0.02315	0.02240
59	0.03657	0.03315	0.03035	0.02299	0.02922	0.02489	0.02546	0.02489
60	0.03915	0.03554	0.03225	0.02477	0.03206	0.02714	0.02789	0.02749
61	0.04196	0.03805	0.03465	0.02729	0.03510	0.02957	0.03069	0.03043
62	0.04493	0.04026	0.04007	0.03116	0.03890	0.03228	0.03375	0.03361
63	0.04864	0.04441	0.04348	0.03407	0.04153	0.03538	0.03709	0.03701
64	0.05277	0.04800	0.04716	0.03721	0.04495	0.03931	0.04052	0.04060
65	0.05705	0.05191	0.05110	0.04059	0.04856	0.04259	0.04436	0.04441
66	0.06190	0.05609	0.05528	0.04422	0.05244	0.04632	0.04810	0.04835
67	0.06594	0.06063	0.05977	0.04812	0.05639	0.04994	0.05194	0.05246
68	0.07166	0.06556	0.06452	0.05232	0.06114	0.05398	0.05591	0.05674
69	0.07817	0.07089	0.06964	0.05686	0.06607	0.05889	0.06009	0.06119
70	0.08480	0.07668	0.07506	0.06170	0.07139	0.06119	0.06434	0.06643
71	0.09112	0.08289	0.08099	0.06695	0.07714	0.06599	0.06900	0.07110
72	0.09831	0.08966	0.08705	0.07252	0.08339	0.07093	0.07401	0.07596
73	0.10649	0.09692	0.09367	0.07857	0.09001	0.07649	0.07942	0.08117
74	0.11517	0.10472	0.10063	0.08502	0.09723	0.08390	0.08525	0.08692
75	0.12446	0.11226	0.10815	0.09197	0.10500	0.08928	0.09227	0.09194
76	0.13448	0.12232	0.11606	0.09937	0.11338	0.09602	0.09889	0.09987
77	0.14527	0.13212	0.12450	0.10734	0.12243	0.10301	0.10599	0.10905
78	0.15694	0.14270	0.13343	0.11589	0.13207	0.10882	0.11374	0.11933
79	0.16927	0.15398	0.14304	0.12495	0.14252	0.11591	0.12234	0.13050
80	0.18274	0.16615	0.15309	0.13468	0.15307	0.12399	0.13192	0.14356
81	0.19705	0.17920	0.16382	0.14507	0.16621	0.13370	0.14261	0.15459
82	0.21234	0.19316	0.17506	0.15619	0.17960	0.14306	0.15446	0.16653
83	0.22859	0.20821	0.18710	0.16793	0.19474	0.15249	0.16974	0.17894
84	0.24579	0.22386	0.19973	0.18054	0.21084	0.16430	0.18326	0.18995
85	0.26460	0.24096	0.21521	0.19389	0.22769	0.17492	0.20056	0.20502
86	0.28427	0.25878	0.22348	0.20810	0.24518	0.20743	0.21460	0.21964
87	0.30468	0.27839	0.24374	0.22338	0.26319	0.21844	0.22700	0.22411
88	0.32707	0.29766	0.25783	0.23891	0.28045	0.22422	0.23412	0.23910
89	0.35116	0.32010	0.27354	0.25618	0.29875	0.23040	0.24092	0.24742
90	0.37276	0.34275	0.29169	0.27392	0.31857	0.23841	0.24762	0.26102
91	0.40000	0.36390	0.30915	0.29263	0.34055	0.24968	0.25711	0.27942
92	0.42667	0.39189	0.32877	0.31176	0.36322	0.26364	0.27081	0.30249
93	0.45549	0.41650	0.34694	0.33339	0.38422	0.28775	0.29214	0.33118
94	0.48328	0.44416	0.36979	0.35470	0.42691	0.31743	0.32104	0.36644
95	0.51099	0.47092	0.38694	0.37748	0.46268	0.33619	0.33900	0.40235
96	0.54087	0.50000	0.41089	0.39894	0.50168	0.40327	0.40744	0.43670
97	0.57330	0.52931	0.43364	0.42478	0.54391	0.46630	0.46789	0.52125
98	0.60245	0.56044	0.45697	0.44613	0.58880	0.54639	0.57426	0.61700
99	0.63426	0.59398	0.48066	0.47222	0.63709	0.63981	0.68070	0.71275
100	0.66624	0.62132	0.50573	0.50912	0.68904	0.74659	0.78719	0.80830
101	...	0.63147	...	0.53047	0.74494	0.86662	0.89357	0.90425

第 4 表 (つづき)

APPENDIX TABLE 4 (continued)

(1) 男 Male

年齢 Age	人口問題研究所簡速停止人口表 Abridged Life Tables Prepared by the Inst. of Pop. Prob.							
	第 5 回 5 th	第 6 回 6 th	第 7 回 7 th	第 8 回 8 th	第 9 回 9 th	第 10 回 10 th	第 11 回 11 th	第 12 回 12 th
50	0.01067	0.01007	0.00976	0.00959	0.00918	0.00959	0.00928	0.00872
51	0.01150	0.01097	0.01067	0.01048	0.01005	0.01048	0.01023	0.00965
52	0.01245	0.01196	0.01168	0.01146	0.01104	0.01152	0.01128	0.01066
53	0.01347	0.01310	0.01278	0.01259	0.01210	0.01266	0.01242	0.01166
54	0.01465	0.01437	0.01400	0.01373	0.01326	0.01391	0.01366	0.01273
55	0.01596	0.01578	0.01533	0.01491	0.01454	0.01528	0.01501	0.01389
56	0.01746	0.01713	0.01678	0.01633	0.01593	0.01679	0.01649	0.01516
57	0.01913	0.01893	0.01835	0.01787	0.01745	0.01843	0.01810	0.01656
58	0.02118	0.02080	0.02000	0.01951	0.01906	0.02021	0.01979	0.01806
59	0.02341	0.02274	0.02179	0.02130	0.02082	0.02216	0.02164	0.01997
60	0.02582	0.02485	0.02374	0.02325	0.02274	0.02430	0.02367	0.02204
61	0.02835	0.02717	0.02587	0.02538	0.02483	0.02664	0.02588	0.02429
62	0.03103	0.02970	0.02819	0.02770	0.02713	0.02921	0.02830	0.02673
63	0.03351	0.03246	0.03072	0.03024	0.02963	0.03203	0.03095	0.02938
64	0.03619	0.03549	0.03347	0.03301	0.03236	0.03512	0.03385	0.03224
65	0.03908	0.03879	0.03648	0.03603	0.03535	0.03851	0.03702	0.03536
66	0.04219	0.04241	0.03975	0.03933	0.03861	0.04223	0.04048	0.03873
67	0.04556	0.04636	0.04331	0.04294	0.04218	0.04631	0.04427	0.04239
68	0.04920	0.05067	0.04720	0.04687	0.04607	0.05077	0.04841	0.04636
69	0.05313	0.05539	0.05143	0.05116	0.05032	0.05567	0.05294	0.05068
70	0.05737	0.06055	0.05604	0.05581	0.05496	0.06105	0.05790	0.05535
71	0.06195	0.06619	0.06107	0.06096	0.06003	0.06694	0.06331	0.06042
72	0.06689	0.07235	0.06634	0.06654	0.06537	0.07340	0.06924	0.06592
73	0.07223	0.07909	0.07251	0.07264	0.07163	0.08048	0.07572	0.07188
74	0.07800	0.08646	0.07901	0.07929	0.07824	0.08825	0.08280	0.07836
75	0.08422	0.09451	0.08610	0.08655	0.08546	0.09677	0.09055	0.08538
76	0.09095	0.10331	0.09382	0.09448	0.09333	0.10610	0.09903	0.09299
77	0.09820	0.11294	0.10220	0.10312	0.10196	0.11634	0.10829	0.10125
78	0.10604	0.12346	0.11140	0.11257	0.11137	0.12757	0.11843	0.11021
79	0.11451	0.13495	0.12139	0.12289	0.12164	0.13988	0.12951	0.11993
80	0.12365	0.14752	0.13227	0.13364	0.13286	0.15338	0.14163	0.13047
81	0.13332	0.16126	0.14413	0.14641	0.14513	0.16818	0.15486	0.14191
82	0.14418	0.17628	0.15706	0.15983	0.15852	0.18442	0.16937	0.15431
83	0.15668	0.19270	0.17114	0.17447	0.17315	0.20221	0.18522	0.16777
84	0.16811	0.21064	0.18649	0.19044	0.18913	0.22173	0.20256	0.18236
85	0.18153	0.23026	0.20321	0.20789	0.20658	0.24312	0.22151	0.19819
86	0.19602	0.25171	0.22143	0.22692	0.22564	0.26659	0.24224	0.21537
87	0.21167	0.27515	0.24129	0.24771	0.24647	0.29231	0.26490	0.23400
88	0.22856	0.30078	0.26223	0.27039	0.26921	0.32032	0.28969	0.25421
89	0.24681	0.32889	0.28650	0.29526	0.29403	0.35145	0.31680	0.27613
90	0.26651	0.35941	0.31220	0.32229	0.32120	0.38537	0.34645	0.29990
91	0.28778	0.39288	0.34019	0.35168	0.35083	0.42256	0.37887	0.32570
92	0.31075	0.42947	0.37070	0.38390	0.38321	0.46394	0.41432	0.35368
93	0.33556	0.46947	0.40394	0.41906	0.41857	0.50805	0.45309	0.38403
94	0.36234	0.51320	0.44017	0.45743	0.45720	0.55708	0.49549	0.41695
95	0.39126	0.56099	0.47963	0.49932	0.49938	0.61083	0.54186	0.45266
96	0.42250	0.61324	0.52264	0.54503	0.54547	0.66979	0.59257	0.49140
97	0.45622	0.67036	0.56951	0.59497	0.59581	0.73443	0.64801	0.53941
98	0.49264	0.73279	0.62058	0.64945	0.65080	0.80531	0.70865	0.57900
99	0.53196	0.80104	0.67623	0.70893	0.71085	0.88302	0.77497	0.62844
100	0.57442	0.87564	0.73687	0.77386	0.77645	0.96824	0.84749	0.68207
101	0.62028	0.95720	0.80293	0.84473	0.84810	---	0.92679	0.74033

第4表 男女別 q_x の比較 (つづき)

APPENDIX TABLE 4 (continued)

(2) 女 Female

年齢 Age	完 全 生 命 表 Complete Life Tables				人口問題研究所簡速静止人口表 Abridged Life Tables Prepared by the Inst. of Pop. Prob.			
	第4回 4 th	第6回 6 th	第8回 8 th	第9回 9 th	第1回 1 st	第2回 2 nd	第3回 3 rd	第4回 4 th
0	0.14400	0.09917	0.07664	0.04973	0.06775	0.05615	0.05758	0.05335
1	0.04757	0.03527	0.03245	0.01163	0.03034	0.01830	0.01814	0.01387
2	0.02627	0.01996	0.01895	0.00879	0.01534	0.01006	0.01031	0.00952
3	0.01741	0.01361	0.01091	0.00647	0.00991	0.00673	0.00666	0.00708
4	0.01146	0.00932	0.00679	0.00449	0.00626	0.00476	0.00499	0.00459
5	0.00776	0.00657	0.00479	0.00294	0.00441	0.00344	0.00340	0.00262
6	0.00575	0.00455	0.00348	0.00202	0.00329	0.00263	0.00237	0.00161
7	0.00490	0.00351	0.00275	0.00153	0.00258	0.00198	0.00184	0.00120
8	0.00415	0.00293	0.00227	0.00122	0.00216	0.00146	0.00157	0.00106
9	0.00375	0.00260	0.00199	0.00105	0.00188	0.00125	0.00140	0.00102
10	0.00373	0.00254	0.00183	0.00095	0.00171	0.00110	0.00134	0.00101
11	0.00386	0.00268	0.00174	0.00092	0.00162	0.00117	0.00133	0.00105
12	0.00435	0.00316	0.00176	0.00095	0.00166	0.00137	0.00142	0.00118
13	0.00562	0.00406	0.00200	0.00104	0.00190	0.00160	0.00159	0.00133
14	0.00726	0.00544	0.00245	0.00112	0.00228	0.00188	0.00183	0.00154
15	0.00901	0.00695	0.00305	0.00129	0.00276	0.00236	0.00216	0.00178
16	0.01026	0.00807	0.00372	0.00151	0.00344	0.00286	0.00254	0.00204
17	0.01115	0.00874	0.00446	0.00181	0.00424	0.00343	0.00300	0.00236
18	0.01167	0.00910	0.00534	0.00217	0.00508	0.00416	0.00353	0.00274
19	0.01199	0.00934	0.00627	0.00253	0.00580	0.00499	0.00408	0.00313
20	0.01208	0.00960	0.00694	0.00277	0.00648	0.00548	0.00472	0.00356
21	0.01214	0.00970	0.00731	0.00296	0.00702	0.00600	0.00513	0.00391
22	0.01205	0.00967	0.00751	0.00325	0.00738	0.00640	0.00545	0.00422
23	0.01181	0.00960	0.00768	0.00355	0.00756	0.00656	0.00567	0.00447
24	0.01147	0.00939	0.00778	0.00371	0.00756	0.00662	0.00578	0.00468
25	0.01117	0.00906	0.00765	0.00377	0.00745	0.00664	0.00576	0.00485
26	0.01091	0.00867	0.00736	0.00384	0.00726	0.00658	0.00578	0.00492
27	0.01081	0.00837	0.00720	0.00395	0.00707	0.00648	0.00575	0.00494
28	0.01068	0.00818	0.00721	0.00395	0.00692	0.00635	0.00570	0.00493
29	0.01054	0.00809	0.00728	0.00397	0.00684	0.00616	0.00565	0.00487
30	0.01045	0.00806	0.00726	0.00399	0.00681	0.00608	0.00560	0.00476
31	0.01043	0.00802	0.00715	0.00400	0.00679	0.00598	0.00555	0.00472
32	0.01043	0.00809	0.00708	0.00403	0.00677	0.00591	0.00552	0.00472
33	0.01049	0.00808	0.00704	0.00408	0.00675	0.00592	0.00550	0.00474
34	0.01058	0.00810	0.00700	0.00414	0.00673	0.00597	0.00551	0.00480
35	0.01073	0.00824	0.00700	0.00422	0.00673	0.00600	0.00551	0.00490
36	0.01092	0.00843	0.00702	0.00431	0.00677	0.00607	0.00556	0.00498
37	0.01107	0.00859	0.00710	0.00441	0.00684	0.00614	0.00565	0.00509
38	0.01123	0.00871	0.00718	0.00460	0.00696	0.00621	0.00576	0.00521
39	0.01132	0.00879	0.00729	0.00477	0.00711	0.00630	0.00589	0.00533
40	0.01134	0.00901	0.00751	0.00495	0.00725	0.00641	0.00611	0.00546
41	0.01129	0.00902	0.00782	0.00509	0.00741	0.00654	0.00623	0.00563
42	0.01120	0.00900	0.00802	0.00523	0.00759	0.00669	0.00638	0.00583
43	0.01112	0.00906	0.00807	0.00536	0.00772	0.00686	0.00654	0.00606
44	0.01119	0.00921	0.00805	0.00558	0.00789	0.00706	0.00670	0.00639
45	0.01130	0.00949	0.00820	0.00590	0.00808	0.00733	0.00684	0.00657
46	0.01138	0.00971	0.00852	0.00629	0.00836	0.00764	0.00715	0.00694
47	0.01183	0.01015	0.00897	0.00673	0.00871	0.00801	0.00753	0.00735
48	0.01227	0.01070	0.00962	0.00724	0.00923	0.00847	0.00798	0.00781
49	0.01304	0.01140	0.01039	0.00768	0.00988	0.00902	0.00852	0.00832

第4表 (つづき)

APPENDIX TABLE 4 (continued)

(2) 女 Female

年齢 Age	人口問題研究所簡速静止人口表 Abridged Life Tables Prepared by the Inst. of Pop. Prob.							
	第5回 5 th	第6回 6 th	第7回 7 th	第8回 8 th	第9回 9 th	第10回 10 th	第11回 11 th	第12回 12 th
0	0.04793	0.04420	0.04334	0.03929	0.03722	0.03735	0.03410	0.03095
1	0.01194	0.00858	0.00812	0.00651	0.00538	0.00540	0.00471	0.00411
2	0.00879	0.00722	0.00636	0.00531	0.00406	0.00411	0.00358	0.00296
3	0.00668	0.00531	0.00503	0.00437	0.00331	0.00319	0.00292	0.00234
4	0.00448	0.00385	0.00363	0.00326	0.00263	0.00252	0.00235	0.00191
5	0.00327	0.00283	0.00267	0.00230	0.00190	0.00189	0.00177	0.00149
6	0.00212	0.00198	0.00181	0.00150	0.00129	0.00130	0.00123	0.00108
7	0.00147	0.00122	0.00114	0.00103	0.00089	0.00090	0.00085	0.00075
8	0.00114	0.00081	0.00091	0.00080	0.00071	0.00069	0.00066	0.00057
9	0.00098	0.00066	0.00077	0.00070	0.00062	0.00060	0.00057	0.00049
10	0.00093	0.00069	0.00068	0.00062	0.00058	0.00055	0.00052	0.00046
11	0.00094	0.00075	0.00063	0.00059	0.00056	0.00055	0.00053	0.00045
12	0.00100	0.00081	0.00062	0.00059	0.00057	0.00055	0.00053	0.00047
13	0.00109	0.00086	0.00067	0.00064	0.00061	0.00059	0.00058	0.00049
14	0.00122	0.00094	0.00076	0.00073	0.00069	0.00063	0.00061	0.00054
15	0.00138	0.00106	0.00089	0.00085	0.00079	0.00074	0.00072	0.00063
16	0.00157	0.00118	0.00105	0.00099	0.00092	0.00091	0.00090	0.00076
17	0.00180	0.00138	0.00125	0.00116	0.00106	0.00107	0.00103	0.00089
18	0.00207	0.00155	0.00142	0.00131	0.00117	0.00119	0.00115	0.00099
19	0.00237	0.00173	0.00160	0.00147	0.00131	0.00132	0.00125	0.00110
20	0.00266	0.00193	0.00179	0.00165	0.00145	0.00144	0.00139	0.00121
21	0.00293	0.00213	0.00198	0.00183	0.00160	0.00157	0.00152	0.00132
22	0.00320	0.00234	0.00217	0.00201	0.00174	0.00170	0.00166	0.00143
23	0.00338	0.00252	0.00233	0.00215	0.00187	0.00182	0.00177	0.00153
24	0.00354	0.00269	0.00248	0.00229	0.00198	0.00193	0.00187	0.00162
25	0.00366	0.00284	0.00262	0.00241	0.00207	0.00203	0.00196	0.00170
26	0.00377	0.00297	0.00273	0.00251	0.00217	0.00213	0.00203	0.00177
27	0.00385	0.00309	0.00283	0.00260	0.00225	0.00221	0.00210	0.00184
28	0.00390	0.00316	0.00290	0.00266	0.00231	0.00227	0.00215	0.00188
29	0.00393	0.00321	0.00296	0.00272	0.00236	0.00232	0.00219	0.00192
30	0.00393	0.00326	0.00300	0.00277	0.00241	0.00236	0.00223	0.00195
31	0.00399	0.00330	0.00305	0.00280	0.00246	0.00240	0.00227	0.00199
32	0.00401	0.00334	0.00308	0.00284	0.00251	0.00244	0.00232	0.00203
33	0.00407	0.00341	0.00314	0.00290	0.00258	0.00252	0.00238	0.00210
34	0.00412	0.00350	0.00320	0.00297	0.00267	0.00259	0.00246	0.00217
35	0.00421	0.00358	0.00328	0.00306	0.00277	0.00268	0.00255	0.00225
36	0.00430	0.00368	0.00336	0.00315	0.00288	0.00278	0.00265	0.00235
37	0.00440	0.00380	0.00345	0.00325	0.00300	0.00290	0.00276	0.00246
38	0.00450	0.00393	0.00357	0.00337	0.00312	0.00302	0.00289	0.00259
39	0.00463	0.00407	0.00369	0.00351	0.00326	0.00316	0.00303	0.00272
40	0.00476	0.00423	0.00385	0.00366	0.00341	0.00332	0.00320	0.00288
41	0.00493	0.00441	0.00402	0.00383	0.00357	0.00350	0.00338	0.00305
42	0.00514	0.00462	0.00421	0.00403	0.00376	0.00370	0.00358	0.00325
43	0.00542	0.00487	0.00445	0.00426	0.00399	0.00394	0.00382	0.00347
44	0.00573	0.00516	0.00473	0.00452	0.00425	0.00421	0.00408	0.00373
45	0.00606	0.00548	0.00503	0.00481	0.00454	0.00452	0.00437	0.00401
46	0.00644	0.00583	0.00537	0.00513	0.00487	0.00486	0.00470	0.00433
47	0.00684	0.00623	0.00576	0.00550	0.00524	0.00524	0.00506	0.00467
48	0.00719	0.00666	0.00619	0.00590	0.00563	0.00565	0.00545	0.00506
49	0.00758	0.00714	0.00666	0.00633	0.00607	0.00611	0.00588	0.00549

第4表 q_x の比較 (つづき)

APPENDIX TABLE 4 (continued)

(2) 女 Female

年齢 Age	完 全 生 命 表 Complete Life Tables				人口問題研究所簡速静止人口表 Abridged Life Tables Prepared by the Inst. of Pop. Prob.			
	第4回 4 th	第6回 6 th	第8回 8 th	第9回 9 th	第1回 1 st	第2回 2 nd	第3回 3 rd	第4回 4 th
50	0.01382	0.01211	0.01111	0.00804	0.01057	0.00952	0.00927	0.00909
51	0.01455	0.01281	0.01171	0.00867	0.01127	0.01010	0.00984	0.00955
52	0.01526	0.01356	0.01231	0.00946	0.01202	0.01073	0.01044	0.01009
53	0.01601	0.01440	0.01290	0.01012	0.01261	0.01136	0.01108	0.01068
54	0.01709	0.01512	0.01355	0.01069	0.01327	0.01204	0.01179	0.01139
55	0.01839	0.01590	0.01439	0.01146	0.01405	0.01288	0.01243	0.01191
56	0.01974	0.01695	0.01564	0.01246	0.01502	0.01381	0.01346	0.01295
57	0.02129	0.01810	0.01697	0.01389	0.01622	0.01487	0.01469	0.01422
58	0.02287	0.01928	0.01834	0.01510	0.01792	0.01613	0.01612	0.01572
59	0.02447	0.02035	0.01993	0.01588	0.01938	0.01757	0.01772	0.01745
60	0.02640	0.02274	0.02207	0.01690	0.02207	0.01900	0.01966	0.01958
61	0.02842	0.02446	0.02447	0.01857	0.02443	0.02062	0.02151	0.02152
62	0.03093	0.02627	0.02674	0.02028	0.02694	0.02236	0.02344	0.02353
63	0.03380	0.02876	0.02827	0.02179	0.02940	0.02421	0.02548	0.02565
64	0.03677	0.03128	0.03079	0.02305	0.03199	0.02622	0.02769	0.02791
65	0.03977	0.03408	0.03353	0.02746	0.03473	0.02845	0.02996	0.03005
66	0.04303	0.03716	0.03663	0.03009	0.03769	0.03091	0.03256	0.03285
67	0.04676	0.04059	0.03993	0.03298	0.04087	0.03362	0.03543	0.03601
68	0.05134	0.04442	0.04359	0.03616	0.04439	0.03663	0.03859	0.03950
69	0.05628	0.04861	0.04763	0.03965	0.04822	0.03996	0.04199	0.04330
70	0.06157	0.05333	0.05203	0.04351	0.05238	0.04365	0.04602	0.04822
71	0.06704	0.05846	0.05684	0.04770	0.05692	0.04762	0.05013	0.05229
72	0.07319	0.06421	0.06214	0.05237	0.06182	0.05202	0.05459	0.05652
73	0.08005	0.07055	0.06789	0.05742	0.06715	0.05679	0.05947	0.06107
74	0.08760	0.07759	0.07424	0.06300	0.07290	0.06195	0.06485	0.06614
75	0.09585	0.08530	0.08117	0.06912	0.07917	0.06778	0.07056	0.07024
76	0.10483	0.09382	0.08871	0.07579	0.08598	0.07407	0.07719	0.07763
77	0.11480	0.10325	0.09698	0.08313	0.09332	0.08092	0.08450	0.08636
78	0.12558	0.11364	0.10597	0.09113	0.10132	0.08832	0.09251	0.09625
79	0.13738	0.12497	0.11578	0.09989	0.10998	0.09620	0.10120	0.10703
80	0.15026	0.13753	0.12643	0.10945	0.11941	0.10499	0.11056	0.11918
81	0.16426	0.15118	0.13805	0.11984	0.12962	0.11427	0.12052	0.13051
82	0.17941	0.16629	0.15064	0.13123	0.14070	0.12417	0.13106	0.14171
83	0.19606	0.18259	0.16435	0.14356	0.15272	0.13700	0.14302	0.15270
84	0.21389	0.20052	0.17905	0.15699	0.16577	0.15283	0.15518	0.16349
85	0.23315	0.22000	0.19505	0.17158	0.17992	0.16098	0.16725	0.17538
86	0.25394	0.24101	0.21237	0.18726	0.19529	0.17179	0.17904	0.18575
87	0.27653	0.26374	0.23079	0.20437	0.21195	0.18199	0.19050	0.19639
88	0.29981	0.28831	0.25088	0.22269	0.23004	0.18981	0.19990	0.20797
89	0.32623	0.31465	0.27217	0.24251	0.24965	0.19914	0.21010	0.22130
90	0.35351	0.34332	0.29470	0.26359	0.27095	0.21119	0.22224	0.23319
91	0.38085	0.37361	0.31952	0.28648	0.29403	0.22713	0.23765	0.25413
92	0.41237	0.40354	0.34469	0.31077	0.31910	0.24817	0.25768	0.28133
93	0.44386	0.43894	0.37165	0.33629	0.34630	0.27549	0.28472	0.31477
94	0.47739	0.47412	0.40100	0.36382	0.37580	0.31027	0.31906	0.33447
95	0.51107	0.51007	0.43096	0.39257	0.40782	0.35371	0.36191	0.38804
96	0.54733	0.54795	0.46324	0.42287	0.44256	0.40681	0.41445	0.44435
97	0.58364	0.58586	0.49521	0.45622	0.48024	0.47190	0.47789	0.51103
98	0.62009	0.62361	0.52846	0.48905	0.52111	0.52260	0.52823	0.60882
99	0.65632	0.66430	0.56264	0.52459	0.56345	0.64611	0.68673	0.70662
100	0.69398	0.70291	0.59790	0.55172	0.61359	0.75186	0.79116	0.80441
101	0.72842	0.74183	---	0.59194	0.66585	0.86982	0.89558	0.90221

第 4 表 (つづき)

APPENDIX TABLE 4 (continued)

(2) 女 Female

年齢 Age	人口問題研究所簡速静止人口表 Abridged Life Tables Prepared by the Inst. of Pop. Prob.							
	第 5 回 5 th	第 6 回 6 th	第 7 回 7 th	第 8 回 8 th	第 9 回 9 th	第 10 回 10 th	第 11 回 11 th	第 12 回 12 th
50	0.00803	0.00767	0.00718	0.00681	0.00655	0.00663	0.00636	0.00595
51	0.00853	0.00826	0.00776	0.00735	0.00709	0.00719	0.00689	0.00645
52	0.00912	0.00890	0.00839	0.00797	0.00767	0.00781	0.00747	0.00699
53	0.00979	0.00956	0.00907	0.00861	0.00831	0.00848	0.00810	0.00751
54	0.01055	0.01032	0.00982	0.00933	0.00899	0.00922	0.00879	0.00806
55	0.01143	0.01120	0.01064	0.01008	0.00975	0.01008	0.00956	0.00867
56	0.01243	0.01206	0.01155	0.01096	0.01060	0.01095	0.01042	0.00935
57	0.01356	0.01310	0.01257	0.01194	0.01155	0.01197	0.01138	0.01011
58	0.01490	0.01437	0.01377	0.01310	0.01268	0.01320	0.01254	0.01090
59	0.01637	0.01577	0.01509	0.01436	0.01392	0.01456	0.01381	0.01211
60	0.01799	0.01730	0.01653	0.01575	0.01528	0.01606	0.01521	0.01344
61	0.01976	0.01898	0.01811	0.01728	0.01678	0.01768	0.01675	0.01491
62	0.02166	0.02082	0.01985	0.01895	0.01842	0.01955	0.01846	0.01653
63	0.02359	0.02285	0.02175	0.02079	0.02022	0.02156	0.02033	0.01831
64	0.02570	0.02507	0.02383	0.02280	0.02220	0.02378	0.02240	0.02027
65	0.02800	0.02750	0.02611	0.02501	0.02437	0.02624	0.02467	0.02244
66	0.03050	0.03017	0.02861	0.02743	0.02675	0.02894	0.02718	0.02482
67	0.03323	0.03310	0.03135	0.03008	0.02936	0.03192	0.02994	0.02745
68	0.03620	0.03632	0.03436	0.03299	0.03224	0.03522	0.03298	0.03035
69	0.03943	0.03985	0.03765	0.03619	0.03539	0.03885	0.03633	0.03354
70	0.04296	0.04372	0.04125	0.03969	0.03886	0.04285	0.04004	0.03705
71	0.04680	0.04796	0.04520	0.04353	0.04266	0.04727	0.04408	0.04093
72	0.05098	0.05262	0.04953	0.04775	0.04683	0.05214	0.04856	0.04520
73	0.05554	0.05773	0.05427	0.05237	0.05141	0.05732	0.05349	0.04990
74	0.06050	0.06334	0.05947	0.05744	0.05644	0.06345	0.05893	0.05508
75	0.06591	0.06950	0.06517	0.06300	0.06196	0.06999	0.06491	0.06080
76	0.07180	0.07625	0.07141	0.06910	0.06802	0.07721	0.07151	0.06709
77	0.07822	0.08365	0.07824	0.07579	0.07468	0.08517	0.07877	0.07402
78	0.08521	0.09178	0.08573	0.08312	0.08198	0.09395	0.08677	0.08167
79	0.09283	0.10070	0.09394	0.09117	0.09000	0.10365	0.09579	0.09009
80	0.10113	0.11058	0.10294	0.09999	0.09880	0.11432	0.10530	0.09937
81	0.11017	0.12121	0.11280	0.10968	0.10846	0.12611	0.11599	0.10959
82	0.12002	0.13289	0.12360	0.12029	0.11907	0.13911	0.12779	0.12085
83	0.13075	0.14590	0.13544	0.13193	0.13072	0.15343	0.14076	0.13327
84	0.14243	0.16008	0.14840	0.14470	0.14351	0.16927	0.15505	0.14695
85	0.15517	0.17563	0.16261	0.15871	0.15754	0.18672	0.17080	0.16202
86	0.16904	0.19269	0.17818	0.17407	0.17296	0.20597	0.18815	0.17863
87	0.18415	0.21141	0.19525	0.19092	0.18988	0.22721	0.20726	0.19692
88	0.20061	0.23195	0.21394	0.20940	0.20844	0.25064	0.22832	0.21709
89	0.21854	0.25447	0.23443	0.22966	0.22884	0.27647	0.25151	0.23931
90	0.23808	0.27920	0.25688	0.25189	0.25122	0.30498	0.27706	0.26380
91	0.25936	0.30632	0.28148	0.27627	0.27580	0.33642	0.30520	0.29077
92	0.28254	0.33608	0.30843	0.30301	0.30277	0.37111	0.33625	0.32050
93	0.30780	0.36873	0.33797	0.33234	0.33239	0.40937	0.37036	0.35326
94	0.33532	0.40454	0.37033	0.36451	0.36490	0.45158	0.40798	0.38936
95	0.36529	0.44384	0.40579	0.39979	0.40059	0.49813	0.44941	0.42913
96	0.39794	0.48696	0.44465	0.43849	0.43978	0.54950	0.49307	0.47295
97	0.43352	0.53426	0.48723	0.48092	0.48280	0.60614	0.54335	0.52124
98	0.47227	0.58626	0.53388	0.52747	0.53002	0.66864	0.60075	0.57445
99	0.51449	0.64311	0.58501	0.57853	0.58186	0.73758	0.66178	0.63309
100	0.56048	0.70558	0.64103	0.63452	0.63877	0.81362	0.72900	0.69770
101	0.61058	0.77412	0.70240	0.69594	0.70126	0.89750	0.80302	0.76889

第5表 男女別 e_x (x歳の完全平均余命) の比較APPENDIX TABLE 5. COMPARISON OF THE INTERPOLATED e_x BY SINGLE YEARS IN THE 12TH ABRIDGED LIFE TABLES WITH THOSE IN THE PREVIOUS LIFE TABLES

(1) 男 Male

年齢 Age	完 全 生 命 表 Complete Life Tables				人口問題研究所簡便修正人口表 Abridged Life Tables Prepared by the Inst. of Pop. Prob.			
	第4回 4 th	第6回 6 th	第8回 8 th	第9回 9 th	第1回 1 st	第2回 2 nd	第3回 3 rd	第4回 4 th
0	42.06	46.92	50.06	59.57	51.54	55.74	56.19	57.91
1	49.14	51.95	53.74	62.14	54.80	58.53	59.12	60.60
2	50.62	52.92	54.57	61.86	55.56	58.66	59.21	60.44
3	50.96	53.02	54.63	61.42	55.41	58.26	58.84	60.02
4	50.81	52.74	54.23	60.82	54.97	57.67	58.26	59.45
5	50.33	52.22	53.61	60.10	54.34	56.95	57.56	58.73
6	49.70	51.55	52.88	59.28	53.60	56.16	56.76	57.89
7	48.96	50.79	52.09	58.42	52.79	55.32	55.90	56.99
8	48.19	49.97	51.25	57.52	51.94	54.44	55.02	56.07
9	47.37	49.12	50.38	56.61	51.07	53.53	54.12	55.14
10	46.53	48.25	49.49	55.68	50.17	52.61	53.20	54.21
11	45.68	47.36	48.59	54.74	49.27	51.67	52.28	53.27
12	44.82	46.47	47.67	53.79	48.35	50.73	51.34	52.33
13	43.96	45.58	46.75	52.84	47.42	49.80	50.40	51.38
14	43.12	44.69	45.84	51.89	46.51	48.87	49.46	50.45
15	42.31	43.85	44.93	50.95	45.60	47.95	48.53	49.52
16	41.56	43.06	44.05	50.01	44.72	47.05	47.61	48.61
17	40.88	42.33	43.19	49.09	43.87	46.18	46.72	47.70
18	40.25	41.66	42.38	48.18	43.05	45.33	45.84	46.82
19	39.67	41.03	41.61	47.29	42.26	44.51	44.99	45.95
20	39.10	40.41	40.89	46.43	41.52	43.74	44.17	45.10
21	38.52	39.82	40.20	45.57	40.81	42.99	43.38	44.28
22	37.92	39.22	39.53	44.73	40.13	42.27	42.62	43.47
23	37.32	38.61	38.88	43.89	39.47	41.57	41.87	42.68
24	36.70	37.99	38.24	43.06	38.83	40.88	41.14	41.89
25	36.06	37.35	37.60	42.24	38.19	40.19	40.41	41.11
26	35.40	36.70	36.96	41.41	37.54	39.50	39.68	40.33
27	34.72	36.02	36.31	40.59	36.87	38.81	38.95	39.55
28	34.03	35.33	35.63	39.76	36.18	38.11	38.22	38.77
29	33.31	34.61	34.94	38.93	35.48	37.39	37.47	37.98
30	32.59	33.89	34.23	38.10	34.77	36.66	36.72	37.19
31	31.85	33.14	33.52	37.26	34.05	35.91	35.95	36.38
32	31.12	32.39	32.80	36.42	33.32	35.16	35.17	35.57
33	30.37	31.64	32.08	35.57	32.59	34.39	34.38	34.75
34	29.62	30.87	31.36	34.73	31.84	33.62	33.59	33.92
35	28.87	30.10	30.62	33.87	31.10	32.85	32.80	33.10
36	28.12	29.33	29.88	33.03	30.34	32.07	32.01	32.28
37	27.37	28.55	29.14	32.18	29.59	31.30	31.22	31.46
38	26.62	27.77	28.39	31.34	28.83	30.52	30.42	30.63
39	25.87	27.00	27.64	30.49	28.07	29.74	29.63	29.81
40	25.13	26.22	26.88	29.65	27.30	28.95	28.83	28.99
41	24.39	25.45	26.13	28.82	26.54	28.17	28.03	28.17
42	23.66	24.69	25.37	27.98	25.78	27.39	27.23	27.35
43	22.93	23.93	24.61	27.16	25.03	26.51	26.44	26.54
44	22.21	23.18	23.86	26.33	24.26	25.69	25.64	25.73
45	21.49	22.43	23.12	25.52	23.50	25.03	24.83	24.92
46	20.78	21.70	22.37	24.71	22.74	24.28	24.07	24.13
47	20.08	20.96	21.63	23.90	21.99	23.51	23.29	23.33
48	19.38	20.24	20.89	23.11	21.24	22.74	22.51	22.53
49	18.70	19.54	20.16	22.32	20.50	21.99	21.75	21.77

第 5 表 (つづき)

APPENDIX TABLE 5 (continued)

(1) 男 Male

年齢 Age	人口問題研究所簡潔静止人口表 Abridged Life Tables Prepared by the Inst. of Pop. Prob.							
	第 5 回 5th	第 6 回 6th	第 7 回 7th	第 8 回 8th	第 9 回 9th	第 10 回 10th	第 11 回 11th	第 12 回 12th
0	60.09	61.90	62.15	62.80	63.69	63.02	63.78	64.98
1	62.49	63.56	64.93	64.73	65.54	64.88	65.47	66.44
2	62.23	63.08	63.90	64.17	64.84	64.25	64.80	65.74
3	61.77	62.59	63.90	63.52	64.14	63.53	64.05	64.95
4	61.19	61.88	62.62	62.80	63.36	62.74	63.25	64.12
5	60.46	61.12	61.86	62.01	62.54	61.91	62.40	63.26
6	59.67	60.29	61.02	61.16	61.67	61.04	61.53	62.37
7	58.80	59.42	60.14	60.27	60.78	60.14	60.62	61.46
8	57.90	58.59	59.23	59.35	59.85	59.21	59.69	60.52
9	56.98	57.58	58.30	58.42	58.91	58.27	58.74	59.57
10	56.04	56.64	57.35	57.47	57.96	57.32	57.79	58.62
11	55.10	55.69	56.40	56.52	57.01	56.36	56.83	57.66
12	54.15	54.73	55.45	55.56	56.04	55.39	55.86	56.69
13	53.20	53.78	54.49	54.60	55.08	54.43	54.90	55.73
14	52.26	52.83	53.54	53.64	54.12	53.47	53.93	54.76
15	51.32	51.88	52.59	52.69	53.17	52.51	52.97	53.80
16	50.39	50.94	51.65	51.75	52.22	51.56	52.03	52.85
17	49.48	50.01	50.72	50.81	51.29	50.62	51.09	51.91
18	48.57	49.09	49.79	49.89	50.36	49.69	50.16	50.97
19	47.75	48.18	48.88	48.97	49.44	48.77	49.24	50.04
20	46.81	47.28	47.97	48.07	48.53	47.86	48.32	49.12
21	45.95	46.39	47.08	47.17	47.63	46.96	47.42	48.21
22	45.10	45.50	46.19	46.29	46.74	46.06	46.52	47.30
23	44.26	44.63	45.31	45.41	45.85	45.17	45.63	46.39
24	43.43	43.75	44.44	44.54	44.97	44.28	44.74	45.49
25	42.61	42.89	43.57	43.67	44.09	43.40	43.85	44.59
26	41.78	42.03	42.71	42.81	43.21	42.51	42.97	43.70
27	40.96	41.17	41.85	41.95	42.34	41.63	42.08	42.80
28	40.13	40.30	40.98	41.09	41.46	40.74	41.20	41.91
29	39.30	39.44	40.12	40.23	40.58	39.86	40.31	41.01
30	38.46	38.58	39.25	39.36	39.70	38.97	39.42	40.12
31	37.62	37.71	38.38	38.50	38.81	38.08	38.53	39.22
32	36.78	36.84	37.51	37.63	37.93	37.19	37.64	38.32
33	35.93	35.97	36.63	36.75	37.04	36.30	36.74	37.42
34	35.08	35.10	35.76	35.88	36.15	35.40	35.84	36.52
35	34.23	34.23	34.88	35.00	35.26	34.51	34.95	35.62
36	33.38	33.35	34.00	34.13	34.37	33.61	34.05	34.72
37	32.53	32.48	33.13	33.25	33.48	32.72	33.16	33.82
38	31.69	31.61	32.25	32.38	32.60	31.83	32.27	32.92
39	30.84	30.75	31.38	31.50	31.72	30.95	31.38	32.03
40	30.00	29.88	30.51	30.63	30.84	30.07	30.49	31.14
41	29.16	29.02	29.65	29.77	29.96	29.19	29.61	30.25
42	28.33	28.16	28.79	28.91	29.09	28.31	28.73	29.37
43	27.51	27.31	27.93	28.05	28.23	27.44	27.86	28.49
44	26.69	26.47	27.08	27.20	27.37	26.58	27.00	27.62
45	25.87	25.63	26.24	26.36	26.51	25.73	26.14	26.76
46	25.08	24.80	25.40	25.52	25.67	24.88	25.29	25.90
47	24.27	23.98	24.58	24.70	24.83	24.04	24.45	25.05
48	23.48	23.16	23.76	23.88	24.01	23.22	23.61	24.21
49	22.70	22.36	22.95	23.07	23.19	22.40	22.79	23.38

第5表 e_x の比較 (つづき)

APPENDIX TABLE 5 (continued)

(1) 男 Male

年齢 Age	完 全 生 命 表 Complete Life Tables				人口問題研究所簡潔静止人口表 Abridged Life Tables Prepared by the Inst. of Pop. Prob.			
	第4回 4th	第6回 5th	第8回 6th	第9回 7th	第1回 1st	第2回 2nd	第3回 3rd	第4回 4th
50	18.02	18.85	19.44	21.54	19.77	21.29	20.98	21.00
51	17.95	18.17	18.72	20.77	19.05	20.49	20.23	20.24
52	16.69	17.50	18.02	20.01	18.34	19.75	19.49	19.49
53	16.04	16.84	17.92	19.26	17.64	19.03	18.75	18.74
54	15.40	16.19	16.64	18.52	16.95	18.32	18.03	18.00
55	14.77	15.55	15.97	17.79	16.27	17.62	17.32	17.28
56	14.16	14.92	15.31	17.07	15.60	16.94	16.62	16.56
57	13.56	14.30	14.66	16.37	14.95	16.27	15.94	15.86
58	12.98	13.70	14.03	15.68	14.31	15.61	15.31	15.18
59	12.41	13.12	13.43	15.02	13.69	14.97	14.69	14.52
60	11.87	12.55	12.83	14.36	13.09	14.34	14.06	13.87
61	11.33	12.00	12.25	13.71	12.50	13.72	13.45	13.26
62	10.80	11.45	11.70	13.08	11.94	13.13	12.81	12.65
63	10.29	10.91	11.17	12.49	11.39	12.53	12.24	12.07
64	9.79	10.39	10.65	11.91	10.87	11.99	11.69	11.52
65	9.31	9.89	10.16	11.35	10.35	11.46	11.16	10.99
66	8.84	9.41	9.68	10.81	9.86	10.95	10.65	10.47
67	8.38	8.94	9.21	10.29	9.38	10.46	10.17	9.98
68	7.94	8.48	8.77	9.78	8.91	9.98	9.70	9.50
69	7.52	8.04	8.34	9.29	8.46	9.52	9.24	9.05
70	7.11	7.62	7.93	8.82	8.02	9.06	8.80	8.60
71	6.72	7.21	7.53	8.37	7.60	8.62	8.37	8.18
72	6.35	6.81	7.15	7.94	7.19	8.19	7.95	7.77
73	5.99	6.44	6.78	7.52	6.80	7.77	7.55	7.37
74	5.64	6.07	6.43	7.12	6.42	7.37	7.16	6.97
75	5.31	5.72	6.09	6.73	6.06	7.00	6.78	6.59
76	4.99	5.39	5.77	6.36	5.71	6.63	6.42	6.20
77	4.69	5.07	5.46	6.01	5.38	6.28	6.07	5.84
78	4.40	4.77	5.17	5.67	5.06	5.95	5.73	5.49
79	4.13	4.48	4.89	5.35	4.75	5.61	5.40	5.17
80	3.87	4.20	4.62	5.04	4.46	5.27	5.08	4.87
81	3.62	3.94	4.36	4.75	4.18	4.94	4.77	4.59
82	3.39	3.69	4.12	4.47	3.91	4.63	4.49	4.34
83	3.17	3.46	3.89	4.21	3.66	4.33	4.21	4.11
84	2.96	3.24	3.67	3.95	3.42	4.08	3.97	3.89
85	2.77	3.03	3.46	3.72	3.20	3.88	3.76	3.69
86	2.58	2.83	3.26	3.49	2.99	3.70	3.58	3.50
87	2.41	2.64	3.07	3.28	2.80	3.54	3.42	3.31
88	2.24	2.46	2.89	3.07	2.63	3.39	3.28	3.12
89	2.09	2.30	2.73	2.88	2.45	3.22	3.13	2.93
90	1.95	2.14	2.56	2.70	2.29	3.09	2.97	2.73
91	1.81	2.00	2.41	2.53	2.12	2.89	2.78	2.52
92	1.69	1.86	2.27	2.37	1.96	2.60	2.57	2.30
93	1.57	1.74	2.14	2.22	1.80	2.36	2.34	2.08
94	1.46	1.62	2.01	2.08	1.65	2.12	2.09	1.87
95	1.37	1.51	1.89	1.95	1.50	1.87	1.84	1.66
96	1.27	1.41	1.77	1.82	1.37	1.62	1.59	1.44
97	1.18	1.31	1.63	1.70	1.24	1.38	1.35	1.23
98	1.09	1.22	1.53	1.60	1.12	1.16	1.10	1.02
99	0.99	1.14	1.40	1.49	1.01	0.96	0.89	0.85
100	0.83	1.07	1.23	1.40	0.91	0.79	0.74	0.71
101	---	1.00	---	1.30	0.81	0.63	0.61	0.60

第 5 表 (つづき)

APPENDIX TABLE 5 (continued)

(1) 男 Male

年齢 Age	人口問題研究所簡速静止人口表 Abridged Life Tables Prepared by the Inst. of Pop. Prob.							
	第 5 回 5th	第 6 回 6th	第 7 回 7th	第 8 回 8th	第 9 回 9th	第 10 回 10th	第 11 回 11th	第 12 回 12th
50	21.92	21.56	22.15	22.27	22.38	21.59	21.98	22.57
51	21.15	20.78	21.37	21.48	21.58	20.79	21.18	21.76
52	20.39	20.00	20.59	20.70	20.80	20.01	20.40	20.97
53	19.64	19.24	19.83	19.93	20.02	19.23	19.62	20.19
54	18.90	18.49	19.08	19.18	19.26	18.47	18.87	19.42
55	18.17	17.75	18.34	18.44	18.51	17.73	18.12	18.66
56	17.46	17.02	17.62	17.71	17.78	16.99	17.39	17.92
57	16.76	16.31	16.91	17.00	17.06	16.27	16.67	17.19
58	16.08	15.62	16.22	16.30	16.35	15.57	15.97	16.47
59	15.42	14.94	15.54	15.61	15.66	14.88	15.28	15.76
60	14.77	14.28	14.88	14.94	14.98	14.21	14.61	15.07
61	14.15	13.63	14.22	14.29	14.32	13.55	13.95	14.40
62	13.55	12.99	13.59	13.65	13.67	12.91	13.31	13.75
63	12.97	12.38	12.97	13.02	13.04	12.28	12.68	13.11
64	12.40	11.78	12.36	12.41	12.42	11.67	12.07	12.49
65	11.85	11.10	11.77	11.82	11.82	11.07	11.47	11.89
66	11.31	10.62	11.20	11.24	11.23	10.50	10.90	11.31
67	10.79	10.07	10.64	10.68	10.66	9.94	10.33	10.75
68	10.28	9.53	10.10	10.14	10.11	9.40	9.79	10.20
69	9.78	9.02	9.58	9.61	9.58	8.87	9.26	9.67
70	9.30	8.52	9.07	9.10	9.06	8.37	8.75	9.16
71	8.84	8.03	8.58	8.61	8.55	7.88	8.26	8.67
72	8.39	7.57	8.10	8.14	8.07	7.41	7.78	8.19
73	7.96	7.11	7.65	7.69	7.60	6.95	7.32	7.73
74	7.54	6.68	7.21	7.17	7.15	6.52	6.88	7.29
75	7.13	6.27	6.78	6.74	6.71	6.10	6.46	6.87
76	6.74	5.87	6.37	6.34	6.29	5.70	6.05	6.47
77	6.37	5.49	5.98	5.95	5.89	5.32	5.66	6.08
78	6.01	5.13	5.60	5.58	5.50	4.95	5.29	5.71
79	5.66	4.78	5.24	5.22	5.13	4.60	4.93	5.35
80	5.33	4.45	4.90	4.88	4.77	4.27	4.59	5.01
81	5.01	4.13	4.57	4.54	4.42	3.96	4.27	4.69
82	4.70	3.83	4.26	4.18	4.20	3.66	3.96	4.38
83	4.41	3.55	3.96	3.88	3.90	3.37	3.67	4.08
84	4.13	3.27	3.68	3.59	3.61	3.11	3.39	3.81
85	3.86	3.02	3.41	3.32	3.34	2.85	3.13	3.54
86	3.61	2.77	3.15	3.07	3.08	2.61	2.88	3.29
87	3.37	2.54	2.91	2.83	2.84	2.38	2.64	3.05
88	3.14	2.33	2.66	2.60	2.60	2.17	2.42	2.83
89	2.92	2.12	2.46	2.38	2.39	1.97	2.21	2.62
90	2.71	1.93	2.25	2.17	2.18	1.78	2.01	2.42
91	2.51	1.75	2.06	1.98	1.98	1.61	1.82	2.23
92	2.33	1.58	1.88	1.80	1.80	1.44	1.65	2.05
93	2.15	1.42	1.70	1.63	1.63	1.28	1.48	1.89
94	1.99	1.26	1.54	1.46	1.46	1.13	1.32	1.73
95	1.83	1.12	1.39	1.31	1.31	0.98	1.17	1.58
96	1.68	0.98	1.24	1.15	1.16	0.85	1.03	1.45
97	1.54	0.84	1.09	1.02	1.03	0.71	0.89	1.32
98	1.41	0.71	0.96	0.89	0.89	0.57	0.76	1.19
99	1.28	0.58	0.83	0.76	0.76	0.42	0.63	1.07
100	1.16	0.45	0.70	0.63	0.63	0.23	0.48	0.92
101	1.04	0.29	0.57	0.49	0.48	—	0.27	0.82

第5表 男女別 e_x の比較 (つづき)

APPENDIX TABLE 5 (continued)

(2) 女 Female

年齢 Age	完 全 生 命 表 Complete Life Tables				人口問題研究所簡速静止人口表 Abridged Life Tables Prepared by the Inst. of Pop. Prob.			
	第4回 4 th	第6回 6 th	第8回 8 th	第9回 9 th	第1回 1 st	第2回 2 nd	第3回 3 rd	第4回 4 th
0	43.20	49.63	53.96	62.97	55.28	59.33	59.61	61.13
1	49.42	54.07	57.40	65.25	58.28	61.83	62.23	63.57
2	50.86	55.02	58.30	65.01	59.09	61.97	62.37	63.46
3	51.22	55.13	58.42	64.58	59.00	61.60	62.01	63.07
4	51.12	54.89	58.06	64.00	58.58	61.01	61.43	62.51
5	50.71	54.40	57.45	63.28	57.96	60.30	60.73	61.80
6	50.10	53.76	56.73	62.47	57.21	59.51	59.94	60.96
7	49.39	53.00	55.92	61.59	56.40	58.66	59.08	60.06
8	48.63	52.18	55.08	60.69	55.54	57.78	58.19	59.13
9	47.83	51.34	54.20	59.76	54.66	56.86	57.28	58.19
10	47.00	50.47	53.31	58.82	53.76	55.93	56.36	57.25
11	46.18	49.60	52.41	57.88	52.85	54.99	55.43	56.31
12	45.36	48.73	51.50	56.93	51.94	54.06	54.51	55.37
13	44.55	47.88	50.59	55.98	51.02	53.13	53.58	54.43
14	43.80	47.07	49.69	55.04	50.12	52.22	52.67	53.50
15	43.12	46.33	48.81	54.10	49.23	51.31	51.76	52.59
16	42.51	45.65	47.95	53.17	48.37	50.43	50.87	51.68
17	41.94	45.02	47.13	52.25	47.53	49.58	50.00	50.78
18	41.41	44.41	46.34	51.35	46.73	48.74	49.15	49.90
19	40.89	43.81	45.59	50.46	45.97	47.95	48.32	49.04
20	40.38	43.22	44.87	49.58	45.24	47.19	47.52	48.19
21	39.87	42.64	44.18	48.72	44.53	46.44	46.74	47.36
22	39.35	42.05	43.50	47.86	43.84	45.72	45.98	46.54
23	38.83	41.45	42.83	47.02	43.16	45.01	45.23	45.74
24	38.28	40.85	42.16	46.18	42.49	44.30	44.49	44.94
25	37.72	40.23	41.48	45.35	41.81	43.60	43.74	44.15
26	37.14	39.60	40.80	44.52	41.12	42.89	42.99	43.36
27	36.55	38.94	40.10	43.69	40.41	42.17	42.24	42.58
28	35.94	38.26	39.39	42.87	39.69	41.44	41.48	41.78
29	35.32	37.57	38.67	42.03	38.97	40.70	40.72	40.99
30	34.69	36.88	37.95	41.20	38.24	39.95	39.95	40.19
31	34.06	36.17	37.22	40.36	37.49	39.19	39.17	39.38
32	33.41	35.46	36.49	39.52	36.73	38.42	38.38	38.56
33	32.76	34.75	35.74	38.68	35.99	37.65	37.59	37.74
34	32.10	34.02	34.99	37.84	35.24	36.87	36.80	36.92
35	31.44	33.30	34.24	36.99	34.47	36.09	36.00	36.10
36	30.77	32.57	33.48	36.15	33.70	35.30	35.20	35.27
37	30.11	31.84	32.71	35.30	32.93	34.51	34.39	34.45
38	29.44	31.12	31.94	34.45	32.15	33.72	33.59	33.62
39	28.77	30.38	31.17	33.61	31.37	32.93	32.77	32.79
40	28.09	29.65	30.39	32.77	30.59	32.14	31.97	31.97
41	27.41	28.91	29.62	31.93	29.81	31.34	31.16	31.14
42	26.71	28.17	28.85	31.09	29.03	30.54	30.35	30.31
43	26.01	27.42	28.08	30.25	28.25	29.75	29.54	29.49
44	25.30	26.67	27.30	29.41	27.47	28.95	28.73	28.66
45	24.58	25.91	26.52	28.58	26.68	28.15	27.92	27.84
46	23.85	25.16	25.73	27.74	25.89	27.36	27.12	27.02
47	23.13	24.40	24.95	26.91	25.11	26.56	26.31	26.21
48	22.40	23.64	24.17	26.09	24.32	25.77	25.51	25.40
49	21.67	22.89	23.40	25.25	23.55	24.99	24.71	24.60

第 5 表 (つづき)

APPENDIX TABLE 5 (continued)

(2) 女 Female

年齢 Age	人口問題研究所簡速静止人口表 Abridged Life Tables Prepared by the Inst. of Pop. Prob.							
	第 5 回 5 th	第 6 回 6 th	第 7 回 7 th	第 8 回 8 th	第 9 回 9 th	第 10 回 10 th	第 11 回 11 th	第 12 回 12 th
0	63.23	64.67	65.66	66.79	67.76	67.12	68.11	69.52
1	65.40	66.65	67.63	68.51	69.38	68.71	69.51	70.74
2	65.18	66.23	67.18	67.96	68.75	68.08	68.84	70.03
3	64.76	65.70	66.60	67.32	68.03	67.36	68.08	69.23
4	64.19	65.05	65.94	66.61	67.25	66.58	67.28	68.40
5	63.48	64.27	65.18	65.83	66.43	65.74	66.44	67.53
6	62.68	63.48	64.35	64.98	65.55	64.87	65.53	66.63
7	61.82	62.61	63.47	64.08	64.64	63.95	64.63	65.70
8	60.91	61.68	62.54	63.14	63.69	63.01	63.69	64.73
9	59.98	60.73	61.60	62.19	62.74	62.05	62.73	63.77
10	59.03	59.77	60.64	61.24	61.78	61.09	61.77	62.88
11	58.09	58.81	59.68	60.27	60.81	60.12	60.80	61.83
12	57.14	57.86	58.72	59.31	59.85	59.16	59.83	60.86
13	56.20	56.90	57.76	58.34	58.88	58.19	58.86	59.89
14	55.26	55.95	56.79	57.38	57.92	57.22	57.89	58.92
15	54.33	55.00	55.84	56.42	56.96	56.26	56.93	57.95
16	53.40	54.06	54.89	55.47	56.00	55.30	55.97	56.88
17	52.48	53.13	53.94	54.52	55.05	54.35	55.02	56.03
18	51.58	52.20	53.01	53.59	54.11	53.41	54.08	55.08
19	50.68	51.28	52.08	52.66	53.17	52.47	53.14	54.13
20	49.80	50.37	51.17	51.73	52.24	51.54	52.20	53.19
21	48.94	49.46	50.26	50.82	51.32	50.61	51.28	52.25
22	48.08	48.57	49.36	49.91	50.40	49.69	50.35	51.39
23	47.23	47.68	48.46	49.01	49.48	48.78	49.44	50.39
24	46.39	46.80	47.58	48.11	48.58	47.86	48.52	49.47
25	45.55	45.93	46.69	47.22	47.67	46.95	47.61	48.55
26	44.72	45.06	45.81	46.34	46.77	46.05	46.71	47.63
27	43.88	44.19	44.94	45.45	45.87	45.15	45.80	46.71
28	43.05	43.32	44.06	44.57	44.97	44.25	44.89	45.80
29	42.22	42.46	43.19	43.69	44.08	43.35	43.99	44.90
30	41.38	41.59	42.32	42.80	43.18	42.44	43.09	43.97
31	40.55	40.73	41.44	41.92	42.28	41.54	42.18	43.06
32	39.71	39.86	40.57	41.04	41.38	40.64	41.28	42.14
33	38.86	38.99	39.69	40.15	40.49	39.74	40.37	41.23
34	38.02	38.12	38.82	39.27	39.59	38.84	39.47	40.27
35	37.18	37.26	37.94	38.38	38.70	37.94	38.56	39.40
36	36.33	36.39	37.06	37.50	37.80	37.04	37.66	38.49
37	35.49	35.52	36.19	36.62	36.91	36.14	36.76	37.58
38	34.64	34.66	35.31	35.74	36.02	35.25	35.86	36.67
39	33.80	33.79	34.43	34.85	35.13	34.35	34.96	35.76
40	32.95	32.93	33.56	33.98	34.24	33.46	34.07	34.86
41	32.11	32.06	32.69	33.10	33.36	32.57	33.17	33.96
42	31.26	31.20	31.82	32.22	32.48	31.68	32.28	33.06
43	30.42	30.35	30.95	31.35	31.60	30.80	31.40	32.17
44	29.58	29.49	30.09	30.48	30.72	29.92	30.52	31.28
45	28.75	28.64	29.23	29.62	29.85	29.04	29.64	30.39
46	27.92	27.80	28.37	28.76	28.98	28.17	28.77	29.51
47	27.10	26.96	27.52	27.91	28.12	27.30	27.90	28.64
48	26.28	26.12	26.68	27.06	27.27	26.45	27.04	27.77
49	25.47	25.30	25.84	26.22	26.42	25.59	26.19	26.91

第5表 e_x の比較 (つづき)

APPENDIX TABLE 5 (continued)

(2) 女 Female

年齢 Age	完 全 生 命 表 Complete Life Tables				人口問題研究所簡速静止人口表 Abridged Life Tables Prepared by the Inst. of Pop! Prob.			
	第 4 回 4 th	第 6 回 6 th	第 8 回 8 th	第 9 回 9 th	第 1 回 1 st	第 2 回 2 nd	第 3 回 3 rd	第 4 回 4 th
50	20.95	22.15	22.64	24.47	22.78	24.21	23.92	23.80
51	20.24	21.42	21.89	23.67	22.01	23.44	23.14	23.01
52	19.53	20.69	21.14	22.87	21.26	22.67	22.36	22.23
53	18.82	19.97	20.40	22.08	20.51	21.91	21.59	21.45
54	18.12	19.25	19.66	21.30	19.77	21.16	20.83	20.67
55	17.43	18.54	18.92	20.53	19.03	20.41	20.07	19.91
56	16.74	17.83	18.19	19.76	18.29	19.67	19.33	19.14
57	16.07	17.13	17.47	19.00	17.56	18.94	18.57	18.38
58	15.41	16.44	16.77	18.26	16.84	18.21	17.84	17.64
59	14.76	15.75	16.07	17.54	16.14	17.51	17.13	16.92
60	14.12	15.07	15.39	16.81	15.46	16.81	16.43	16.21
61	13.49	14.41	14.72	16.09	14.80	16.13	15.75	15.52
62	12.87	13.76	14.08	15.39	14.15	15.46	15.08	14.85
63	12.26	13.12	13.45	14.69	13.53	14.80	14.43	14.20
64	11.67	12.49	12.82	14.01	12.93	14.15	13.80	13.56
65	11.10	11.88	12.22	13.36	12.34	13.52	13.18	12.93
66	10.54	11.28	11.62	12.72	11.76	12.90	12.57	12.32
67	9.99	10.70	11.04	12.10	11.20	12.30	11.97	11.72
68	9.46	10.13	10.48	11.50	10.66	11.71	11.39	11.14
69	8.94	9.58	9.94	10.91	10.13	11.14	10.83	10.58
70	8.44	9.04	9.41	10.34	9.62	10.58	10.28	10.03
71	7.96	8.52	8.90	9.79	9.13	10.04	9.76	9.51
72	7.50	8.02	8.41	9.25	8.65	9.52	9.25	9.01
73	7.05	7.54	7.93	8.73	8.18	9.01	8.75	8.52
74	6.62	7.07	7.47	8.24	7.73	8.52	8.27	8.04
75	6.21	6.62	7.03	7.76	7.30	8.05	7.81	7.58
76	5.82	6.20	6.66	7.30	6.89	7.60	7.37	7.11
77	5.44	5.79	6.20	6.85	6.49	7.17	6.94	6.68
78	5.08	5.39	5.81	6.43	6.11	6.76	6.53	6.25
79	4.74	5.02	5.44	6.02	5.74	6.36	6.15	5.86
80	4.41	4.67	5.09	5.64	5.39	5.99	5.79	5.51
81	4.11	4.33	4.75	5.27	5.05	5.63	5.44	5.18
82	3.82	4.01	4.43	4.92	4.73	5.29	5.12	4.89
83	3.54	3.71	4.13	4.58	4.42	4.97	4.82	4.61
84	3.28	3.43	3.85	4.27	4.12	4.68	4.54	4.35
85	3.04	3.17	3.58	3.97	3.84	4.44	4.28	4.11
86	2.81	2.92	3.32	3.69	3.58	4.19	4.04	3.87
87	2.60	2.69	3.08	3.42	3.33	3.96	3.81	3.64
88	2.40	2.47	2.86	3.17	3.09	3.73	3.59	3.41
89	2.21	2.27	2.65	2.94	2.86	3.49	3.36	3.17
90	2.04	2.09	2.45	2.72	2.64	3.23	3.12	2.93
91	1.88	1.91	2.27	2.51	2.44	2.96	2.87	2.67
92	1.73	1.76	2.10	2.32	2.25	2.68	2.61	2.41
93	1.60	1.61	1.94	2.15	2.07	2.41	2.35	2.16
94	1.47	1.47	1.79	1.98	1.90	2.13	2.08	1.92
95	1.36	1.35	1.65	1.83	1.74	1.86	1.82	1.71
96	1.25	1.24	1.52	1.69	1.59	1.61	1.57	1.47
97	1.15	1.14	1.40	1.56	1.44	1.47	1.43	1.35
98	1.06	1.05	1.29	1.44	1.30	1.35	1.08	1.03
99	0.98	0.97	1.18	1.32	1.18	0.95	0.89	0.86
100	0.89	0.89	1.05	1.22	1.06	0.78	0.73	0.71
101	0.77	0.83	---	1.13	0.95	0.63	0.60	0.60

第 5 表 (つづき)

APPENDIX TABLE 5 (continued)

(2) 女 Female

年齢 Age	人口問題研究所簡速静止人口表 Abridged Life Tables Prepared by the Inst. of Pop. Prob.							
	第 5 回 5 th	第 6 回 6 th	第 7 回 7 th	第 8 回 8 th	第 9 回 9 th	第 10 回 10 th	第 11 回 11 th	第 12 回 12 th
50	24.66	24.47	25.01	25.38	25.58	24.75	25.34	26.05
51	23.86	23.66	24.19	24.55	24.74	23.91	24.50	25.21
52	23.06	22.85	23.37	23.73	23.92	23.08	23.66	24.37
53	22.27	22.05	22.57	22.92	23.10	22.26	22.84	23.54
54	21.48	21.26	21.77	22.11	22.29	21.44	22.02	22.71
55	20.71	20.48	20.98	21.31	21.49	20.64	21.21	21.89
56	19.94	19.70	20.20	20.52	20.69	19.84	20.41	21.20
57	19.18	18.94	19.43	19.74	19.91	19.06	19.62	20.27
58	18.44	18.18	18.67	18.97	19.13	18.28	18.84	19.47
59	17.71	17.44	17.93	18.22	18.37	17.52	18.07	18.68
60	17.00	16.71	17.19	17.48	17.63	16.77	17.32	17.91
61	16.30	16.00	16.47	16.75	16.89	16.04	16.58	17.14
62	15.62	15.30	15.77	16.04	16.17	15.32	15.85	16.39
63	14.95	14.61	15.08	15.34	15.47	14.61	15.14	15.66
64	14.30	13.93	14.40	14.65	14.77	13.92	14.44	14.94
65	13.67	13.29	13.74	13.98	14.10	13.25	13.76	14.24
66	13.05	12.65	13.09	13.33	13.44	12.59	13.10	13.56
67	12.44	12.03	12.47	12.69	12.79	11.95	12.45	12.89
68	11.85	11.42	11.85	12.07	12.16	11.33	11.82	12.24
69	11.28	10.83	11.26	11.46	11.55	10.73	11.21	11.61
70	10.72	10.26	10.68	10.87	10.96	10.14	10.61	10.99
71	10.17	9.71	10.11	10.30	10.38	9.57	10.03	10.40
72	9.65	9.17	9.57	9.75	9.82	9.02	9.47	9.82
73	9.14	8.65	9.04	9.21	9.28	8.49	8.93	9.26
74	8.65	8.15	8.53	8.69	8.75	7.97	8.40	8.90
75	8.17	7.67	8.04	8.19	8.25	7.48	7.90	8.20
76	7.71	7.20	7.57	7.71	7.76	7.01	7.41	7.70
77	7.27	6.76	7.11	7.24	7.29	6.55	6.94	7.21
78	6.84	6.33	6.67	6.79	6.84	6.11	6.49	6.75
79	6.43	5.91	6.25	6.36	6.40	5.70	6.06	6.31
80	6.04	5.52	5.84	5.95	5.99	5.30	5.65	5.88
81	5.67	5.15	5.46	5.56	5.59	4.92	5.26	5.47
82	5.31	4.79	5.09	5.18	5.21	4.55	4.88	5.09
83	4.96	4.44	4.73	4.82	4.84	4.21	4.53	4.72
84	4.63	4.12	4.40	4.48	4.50	3.88	4.19	4.36
85	4.32	3.81	4.08	4.15	4.17	3.57	3.86	4.03
86	4.02	3.52	3.77	3.84	3.85	3.28	3.56	3.71
87	3.73	3.24	3.49	3.55	3.56	3.00	3.27	3.42
88	3.47	2.98	3.21	3.27	3.28	2.74	3.00	3.13
89	3.21	2.73	2.95	3.01	3.01	2.49	2.74	2.87
90	2.97	2.49	2.71	2.76	2.76	2.26	2.50	2.61
91	2.74	2.27	2.48	2.52	2.52	2.05	2.27	2.38
92	2.52	2.10	2.26	2.30	2.30	1.84	2.05	2.16
93	2.32	1.87	2.05	2.09	2.09	1.65	1.85	1.95
94	2.12	1.69	1.86	1.89	1.89	1.47	1.66	1.75
95	1.94	1.51	1.68	1.71	1.70	1.30	1.48	1.57
96	1.69	1.35	1.50	1.53	1.52	1.14	1.31	1.39
97	1.61	1.19	1.34	1.37	1.35	0.99	1.15	1.23
98	1.46	1.05	1.19	1.21	1.20	0.84	0.99	1.08
99	1.31	0.90	1.05	1.07	1.06	0.70	0.84	0.94
100	1.19	0.77	0.91	0.93	0.92	0.56	0.70	0.80
101	1.06	0.63	0.77	0.78	0.78	0.40	0.58	0.66

第 6 表 男女別 e_0 および $1/e_0$ の比較

APPENDIX TABLE 6. e_0 AND $1/e_0$ IN THE 12TH ABRIDGED LIFE TABLES AND IN THE PREVIOUS LIFE TABLES

(1) 人口問題研究所簡速静止人口表

e_0 AND $1/e_0$ IN THE ABRIDGED LIFE TABLES PREPARED BY THE INST. OF POP. PROB.

期 間	Year	e_0		$1/e_0$		期 間	Year	e_0		$1/e_0$	
		男 Male	女 Female	男 Male	女 Female			男 Male	女 Female	男 Male	女 Female
昭22--23 (第1回)	1947--48 (1st)	51.54	55.28	19.40	18.09	昭28--29 (第7回)	1953--54 (7th)	62.15	65.66	16.09	15.23
昭23--24 (第2回)	1948--49 (2nd)	55.74	59.33	17.94	16.85	昭29--30 (第8回)	1954--55 (8th)	62.80	66.79	15.92	14.97
昭24--25 (第3回)	1949--50 (3rd)	56.19	59.61	17.80	16.78	昭30--31 (第9回)	1955--56 (9th)	63.63	67.76	15.72	14.76
昭25--26 (第4回)	1950--51 (4th)	57.91	61.13	17.27	16.36	昭31--32 (第10回)	1956--57 (10th)	63.02	67.12	15.87	14.90
昭26--27 (第5回)	1951--52 (5th)	60.03	63.23	16.66	15.82	昭32--33 (第11回)	1957--58 (11th)	63.78	68.11	15.68	14.68
昭27--28 (第6回)	1952--53 (6th)	61.30	64.67	16.31	15.46	昭33--34 (第12回)	1958--59 (12th)	64.98	69.52	15.39	14.38

(2) 完全生命表

e_0 AND $1/e_0$ IN THE COMPLETE LIFE TABLES

期 間	Year	e_0		$1/e_0$	
		男 Male	女 Female	男 Male	女 Female
昭24--31 (第1回)	1891--1898 (1st)	42.8	44.3	23.36	22.57
昭32--36 (第2回)	1899--1903 (2nd)	43.97	44.85	22.74	22.30
昭41--大2 (第3回)	1908--1913 (3rd)	44.25	44.73	22.60	22.36
大10--14 (第4回)	1921--1925 (4th)	42.06	43.20	23.78	23.15
昭元--5 (第5回)	1926--1930 (5th)	44.82	46.54	22.31	21.49
昭10--11 (第6回)	1935--1936 (6th)	46.92	49.63	21.31	20.15
昭22 (第8回)	1947 (8th)	50.06	53.96	19.98	18.53
昭25--27 (第9回)	1950--1952 (9th)	59.57	62.97	16.79	15.88

(3) 厚生省大臣官房統計調査部簡易生命表

e_0 AND $1/e_0$ IN THE ABRIDGED LIFE TABLES PREPARED BY THE DIVISION OF HEALTH AND WELFARE STATISTICS, SECRETARIAT OF MINISTER OF HEALTH AND WELFARE

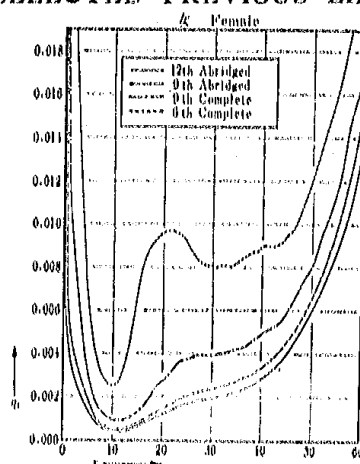
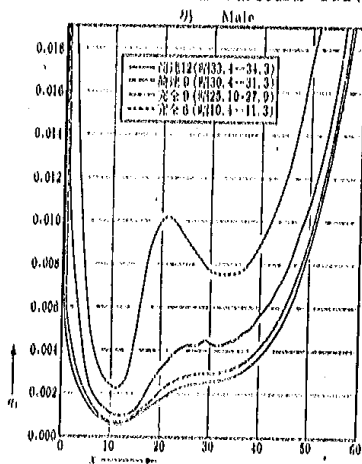
年 次	Year	e_0		$1/e_0$	
		男 Male	女 Female	男 Male	女 Female
昭20	1 9 4 5	23.9	37.5	41.84	26.67
21	1 9 4 6	42.6	51.1	23.47	19.57
23	1 9 4 8	55.6	59.4	17.99	16.84
24	1 9 4 9	56.2	59.8	17.79	16.72
25	1 9 5 0	58.0	61.5	17.24	16.26
26	1 9 5 1	60.8	64.9	16.45	15.41
27	1 9 5 2	61.9	65.5	16.16	15.27
28	1 9 5 3	61.9	65.7	16.16	15.22
29	1 9 5 4	63.41	67.69	15.77	14.77
30	1 9 5 5	63.88	68.41	15.65	14.62
31	1 9 5 6	63.59	67.54	15.73	14.81
32	1 9 5 7	63.24	67.60	15.81	14.79
33	1 9 5 8	64.98	69.61	15.39	14.37

e_0 は出生時の平均余命, $1/e_0$ は静止人口死亡率を示す。

e_0 signifies the expectation of life at birth and $1/e_0$ signifies the crude death rate in stationary population.

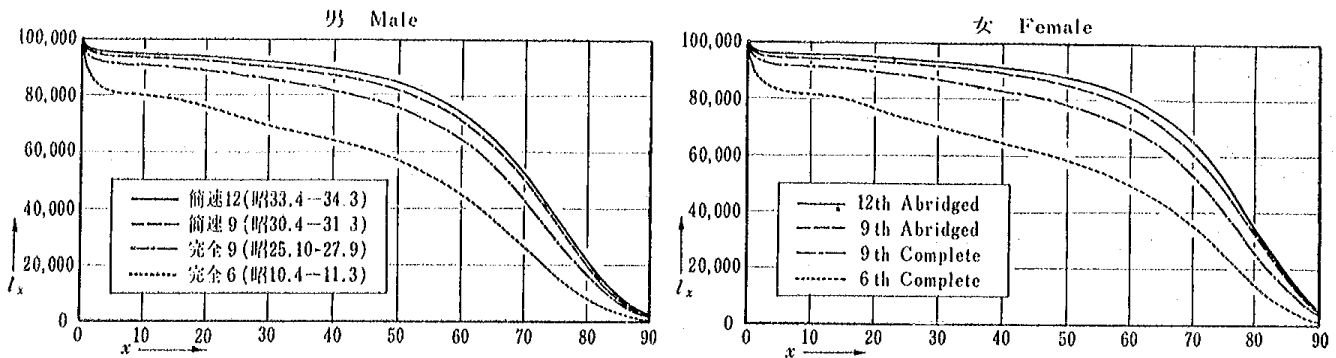
付録 第 1 図 男女別 q_x (x 歳の死亡率) 曲線の年次比較

APPENDIX CHART 1. LIFE TABLE MORTALITY RATES IN THE 12TH ABRIDGED LIFE TABLES AND IN THREE SELECTED PREVIOUS LIFE TABLES



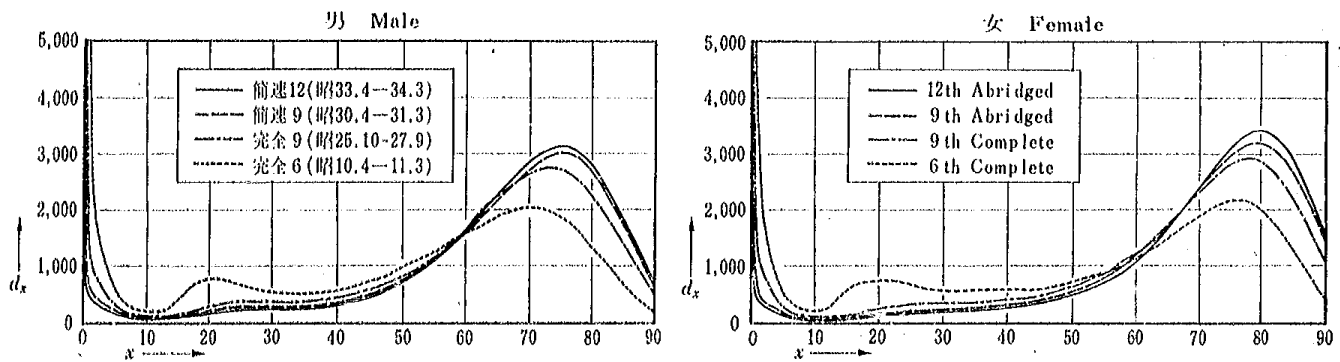
第 2 図 男女別 l_x (x 歳の生存数) 曲線の年次比較

APPENDIX CHART 2. LIFE TABLE SURVIVORS IN THE 12TH ABRIDGED LIFE TABLES AND IN THREE SELECTED PREVIOUS LIFE TABLES



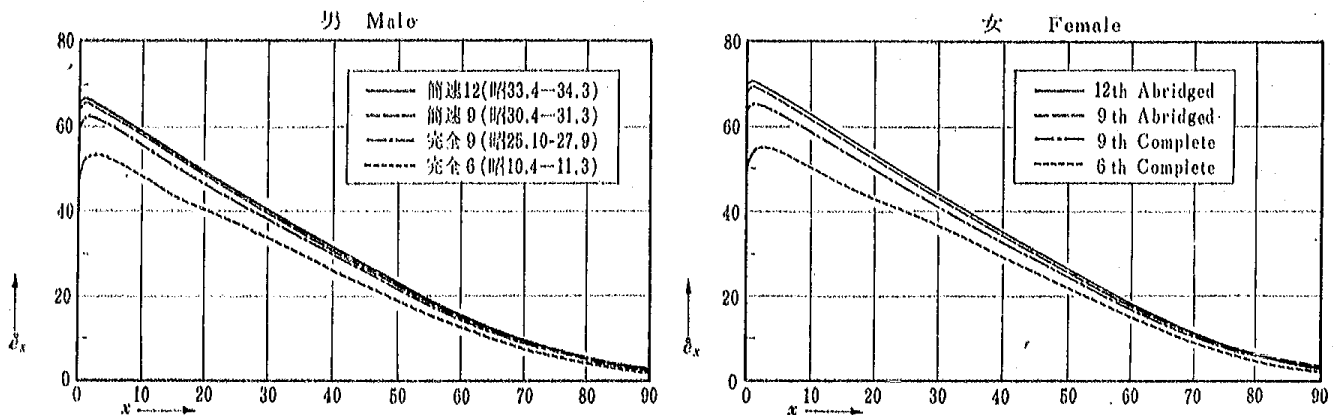
第 3 図 男女別 d_x (x 歳の死亡数) 曲線の年次比較

APPENDIX CHART 3. LIFE TABLE DEATHS IN THE 12TH ABRIDGED LIFE TABLES AND IN THREE SELECTED PREVIOUS LIFE TABLES



第 4 図 男女別 e_x (x 歳の完全平均余命) 曲線の年次比較

APPENDIX CHART 4. EXPECTATION OF LIFE IN THE 12TH ABRIDGED LIFE TABLES AND IN THREE SELECTED PREVIOUS LIFE TABLES



昭和34年11月25日 印刷
昭和34年11月30日 発行

編集兼
発行者

厚生省人口問題研究所
東京都千代田区霞ヶ関2の1

印刷所

株式会社 東洋社
東京都文京区久堅町85